



Walking Aids, Bath Safety & More

Innovative, High-Quality Products & Programs





Retail Merchandising Program



4 Retail Merchandising Program

Improve your business by increasing cash sales through the use of a retail showroom. Medline can help you enhance your showroom with new product arrangements and merchandising aids.



Look for this icon throughout the catalog next to items with packaging that is ready to display on your retail shelf or wall.

Educational Articles and Programs

13 Sensitivity to Patient Issues is Key to Walking Aid Transition

For many older adults, the idea of using a walking aid is like surrendering to old age. Here are some tips to help make the transition to a cane or walker easier for all parties.

14 Walking Aid Measuring and Sizing Guide

After you choose a walking aid, how do you know if it fits right? If it doesn't fit, it may encourage bad posture or an improper gait. Have no fear, our walking aid sizing guide explains what you need to know.

43 Falls Among Older Adults: An Overview

Among those age 65 and older, falls are the leading cause of injury or death. Falls are also the most common cause of nonfatal injuries and hospital admissions for trauma.

48 The PVC Advantage

Start with medical-grade PVC tubing, design smart healthcare products, engineer in extra strength and stability, and you have got something new to consider for your facility.

65 Making Physical Activity a Part of an Older Adult's Life

If you were told you could have more energy, be healthier, and live longer by doing something that takes a little more than twelve minutes a day, would you do it?

75 Why Red?

Can a plate improve nutrition? Can a bowl foster independence? The answer may surprise you. The design—and color—of these products makes them ideal for residents with various degrees of impairment.

85 Fall Prevention Checklist for Homecare

We're huge fans of checklists. This home fall prevention checklist lets you see how fall-safe your home (or customer's home) is—and what simple actions you can take to make it even safer.

87 Bathroom Safety and Mobility Questions Answered by Medline

This Q & A addresses the most common questions customers have when they first think about mobility and bath safety. The article will help you grow your confidence in making product recommendations, so you can serve your customers even better.

Products

Walking Aids, Bath Safety & More




12 Walking Aids

Rollators	16
Walkers	22
Canes	32
Crutches	38

42 Bath Safety

Bath Safety Placement Map	44
Shower Chairs	46
PVC Bath Safety Products	48
Transfer Benches	54
Elevated Toilet Seats	56
Grab Bars	57
Commodes	58



64 Physical Therapy

Resistive Exercise Products	66
Strength Training and Exercisers	70
Exercise Balls, Mats and Rollers	72

74 Aids for Daily Living

Eating and Drinking	76
Personal Care Aids	78
Household Aids	79

80 Capital Equipment

IV Poles	81
Hampers	82
PVC Linen Carts	84



Medline Quality Assurance — We are committed to delivering outstanding customer value by providing quality healthcare products and services which consistently meet the needs of our customers. We are committed to continuous improvement of our products, our services, our business processes and our business relationships. We accomplish these objectives by creating and maintaining a quality-focused environment, while deploying our Total Quality Management approach with our valued customers, employees and community.



Medline Guarantee — We guarantee everything we sell. Should you have an issue with a Medline product, please call us or speak to your Medline sales representative. We will take care of the problem immediately, either by promptly exchanging the product or crediting your account.

Marketing and Merchandising

Capitalize on cash sales—the fastest growing, most profitable segment in HME today.

The Retail Merchandising Program from Medline is designed to generate cash sales that deliver bottom-line profits to your business.

It starts with a great line of products that an aging baby boomer population needs. It adds brands with a solid reputation, such as Guardian. Long respected by clinicians and therapists for its quality and design, Guardian will quickly become a preferred brand for your customers, too.

The program continues with tools that help you organize your showroom to maximize the space you have and generate more profit. From purposefully designed planograms to eye-popping retail packaging and signage, you're guided toward creating a pleasant and educational shopping experience for your customers. As they are drawn to your well-organized and visually appealing displays, they'll be evaluating higher end products—that are more profitable for you.



Proven methods for turning shoppers into buyers

Retail Packaging Educates and sells by itself — so you can do more



Retail packaging and hangtags explain key features

- Explains the different features and benefits of the product
- Features a “useful product” selection guide to make customers aware of complementary products that further enhance their mobility and lifestyle
- Shows unique product features that give patients and caregivers a superior experience compared to standard products

Banner Displays

Create immediate selling opportunities

Enhance your showroom floors with point-of-sale displays to help you generate interest and revenue!

- Stimulates interest in key products
- Printed on durable, see-through vinyl mesh that allows customers to navigate intuitively through your showroom
- Includes a 72" x 36" (183 x 91.4 cm) banner and height-adjustable banner stand



A professional look for an important purchase



Item Description

Banners

MDSWALKBAN	Walking Aids
MDSBATHBAN	Bath Safety
MDSWHEELBAN	Wheelchairs

Category Signs

Help customers find the right products

- Organizes your showroom
- Presents a uniform and professional layout
- Directs customers to products they want or need

Available Signs:

Incontinence	Caregiver Products
Wound Care	Respiratory
Aids for Daily Living	Bath Safety
Diagnostics	Bedroom
Walking Aids	Books and Information
Wheelchairs	



Item	Description	Dimensions: Feet (cm)
Category		
MDSCATSIGNKIT	Includes spool of chain link and S hooks to hang from the ceiling as well as two plastic clips to display at the top of a gondola	4 x 1 (122 x 30.5 cm)

Marketing and Merchandising

Retail Wall Displays

The right product mix, right away

- Carefully selected product mix based on proven sales statistics—to grow revenue
- Heavily analyzed product location and groupings—to entice and educate buyers
- Great for a new showroom or a remodel of an existing space
- Promote the same brand that has been trusted by physical therapists and clinicians for over 60 years

Merchandising Kits

Keep your displays fresh and up-to-date

Use one kit for every 4 feet of Guardian products. Merchandising kit includes:

- One 4-foot (1.22 meter) valance
- Two aisle pop-out signs
- Two posters
- A complete set of reorder cards
- A sample set of slat wall hooks



Pop-out Signs



Posters

4-Foot Valance



Marketing and Merchandising

Planograms

Top sellers and profit generators are organized by product family for quick customer service and education

4' (1.22 m) Walking Aids

Item	UPC	Description	Measurements: H x W x D Inches (cm)	Pkg	
Slatwall					
1	G07832-8	01695870725	Guardian Wheel Brakes	14.55 x 5.3 x 3.3 (36.96 x 13.46 x 8.38)	Pair
2	G07731G	01695845030	Guardian 3" (7.6 cm) Walker Wheel	14.5 x 3.25 x 2.4 (36.83 x 8.26 x 6.10)	3 pr/cs
3	G07722G	01695845000	Guardian 5" (12.7 cm) Walker Wheel	14.5 x 5.05 x 3.25 (36.83 x 12.83 x 8.26)	3 pr/cs
4	G07825-8	01695870697	Guardian 3" (7.6 cm) Swivel Walker Wheel	14.35 x 5.25 x 3.25 (36.45 x 13.34 x 8.26)	Pair
5	G07811	01695800616	Guardian 5" (12.7 cm) Swivel Walker Wheel	14.5 x 5.2 x 3.2 (36.83 x 13.21 x 8.13)	Pair
6	G05340S	01695800004	Guardian Large Base Quad Cane	29 x 12.05 x 8.75 (73.66 x 30.61 x 22.23)	2 ea/cs
7	G05845S	01695800005	Guardian Small Base Quad Cane	29.1 x 8.25 x 6.05 (73.91 x 20.96 x 15.37)	2 ea/cs
8	G05555	01695800143	Guardian Offset Handle Cane, Suregrip	31.5 x 7.2 x 2.5 (80.01 x 18.29 x 6.35)	6 ea/cs
8	G05355	01695800051	Guardian Offset Handle Cane, Chrome	31.15 x 6.6 x 1.5 (79.12 x 16.76 x 3.81)	6 ea/cs
8	G05356	01695800052	Guardian Offset Handle Cane, Black	31.1 x 6.6 x 1.5 (78.99 x 16.76 x 3.81)	6 ea/cs
9	MDS80540	88438910379	Medline Quick-Fit Crutch	38.5 x 7.75 x 3.2 (97.79 x 19.69 x 8.13)	2 pr/cs
10	G01212	01695831033	Guardian 1-1/8" (2.9 cm) Utility Tip	4.65 x 3.25 x 1.8 (11.81 x 8.26 x 4.57)	8 st/cs
11	G01202	01695831031	Guardian 1" (2.5 cm) Utility Tip	4.65 x 3.25 x 1.8 (11.81 x 8.26 x 4.57)	8 st/cs
12	G01182	01695831027	Guardian 3/4" (2 cm) Utility Tip	4.65 x 3.2 x 1.8 (11.81 x 8.13 x 4.57)	8 st/cs
13	G30561-PC	01695872801	Guardian 5/8" (1.6 cm) Cane Tip,Black	3.95 x 2 x 1.55 (10.03 x 5.08 x 3.94)	8 pr/cs
14	G02162	01695831036	Guardian 1/2" (1.3 cm) Quad Cane Tip, Gray	3.55 x 2.45 x 1.35 (9.02 x 6.22 x 3.43)	8 st/cs
15	G02172	01695831039	Guardian 5/8" (1.6 cm) Quad Cane Tip, Gray	3.55 x 2.45 x 1.4 (9.02 x 6.22 x 3.56)	8 st/cs
16	G07741	01695801211	Guardian Walker Pouch	11.5 x 7.55 x 1.8 (29.21 x 19.18 x 4.57)	3 ea/cs
17	G07715	01695800485	Guardian Walker Basket	7.4 x 18 x 10.55 (18.80 x 45.72 x 26.80)	3 ea/cs
18	G07904	01695800571	Guardian Walker Glide Caps	6.55 x 3.9 x 0.75 (16.64 x 9.91 x 1.91)	6 ea/cs

Shelf 01

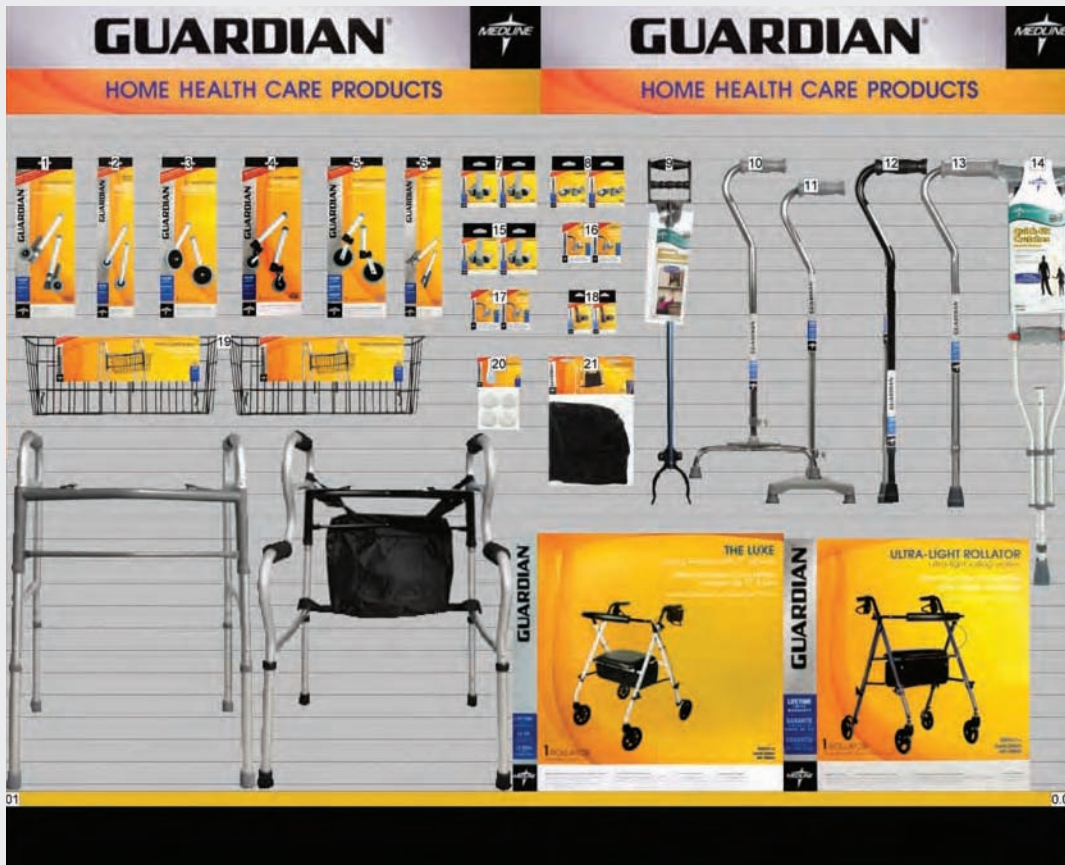
1	MDS86410PAD	88438911071	Paddle Walker Without Wheels	32.5 x 22.5 x 3 (82.55 x 57.15 x 7.62)	4 ea/cs
2	MDS86825SLB	08019632650	Guardian Freedom Rollator, Smoky Blue	22.65 x 22 x 9.4 (57.53 x 55.88 x 23.88)	Each

4' (1.22 m) Bath Safety

Item	UPC	Description	Measurements: H x W x D Inches (cm)	Pkg	
Slatwall					
1	G87520	01695852010	Guardian 12" (30.5 cm) White Grab Bar	17.25 x 3.25 x 3.45 (43.82 x 8.26 x 8.76)	3 ea/cs
2	MDS86012CHRG	88438911078	Guardian 12" (30.5 cm) Knurled Chrome Grab Bar	17.25 x 3.25 x 3.45 (43.82 x 8.26 x 8.76)	3 ea/cs
3	G87530	01695852011	Guardian 16" (40.6 cm) White Grab Bar	21.25 x 3.25 x 3.45 (53.98 x 8.26 x 8.76)	3 ea/cs
4	G87540	01695852012	Guardian 18" (45.7 cm) White Grab Bar	22.75 x 3.3 x 3.5 (57.79 x 8.38 x 8.89)	3 ea/cs
Shelf 01					
1	MDS89740RW	08019674729	Guardian Bath Bench without Back	23.9 x 13.55 x 4.45 (60.71 x 34.42 x 11.30)	2 ea/cs
2	MDS89750R	08019675544	Guardian Composite Bath Bench without Back	22.5 x 17.25 x 7.25 (57.15 x 43.82 x 18.42)	2 ea/cs
3	MDS89755R	08019675543	Guardian Composite Bath Bench with Back	22.5 x 17.1 x 7.5 (57.15 x 43.43 x 19.05)	2 ea/cs
Shelf 02					
1	MDS89745R	08019671139	Guardian Bath Bench with Back	23.8 x 13.5 x 5.25 (60.45 x 34.29 x 13.34)	2 ea/cs
2	G30260	01695861030	Guardian Locking Toilet Seat	17.65 x 17.35 x 8.2 (44.83 x 44.07 x 20.83)	3 ea/cs
3	G98035	01695800210	Guardian Hand Held Shower	9.55 x 9.05 x 4.2 (24.26 x 22.99 x 10.67)	4 ea/cs
Shelf 03					
1	G98006	01695800572	Guardian Tub Grab Bar	19.5 x 9.6 x 7.3 (49.53 x 24.38 x 18.54)	3 ea/cs
2	G30250	01695861041	Guardian Economy Toilet Seat	16.35 x 15.9 x 6.5 (41.53 x 40.39 x 16.51)	3 ea/cs
3	G30300-1	01695801256	Guardian Toilet Frame	16.2 x 19.25 x 10.45 (41.15 x 48.90 x 26.54)	2 ea/cs

8' (2.44 m) Walking Aids

Item	UPC	Description	H x W x D: Inches (cm)	Pkg
Slatwall				
1	G07832-8	Guardian Wheel Brakes	14.55 x 5.3 x 3.3 (36.96 x 13.46 x 8.38)	Pair
2	G07731G	Guardian 3" (7.6 cm) Walker Wheel	14.5 x 3.25 x 2.4 (36.83 x 8.26 x 6.10)	3 pr/cs
3	G07722G	Guardian 5" (12.7 cm) Walker Wheel	14.5 x 5.05 x 3.25 (36.83 x 12.83 x 8.26)	3 pr/cs
4	G07825-8	Guardian 3" (7.6 cm) Swivel Walker Wheel	14.35 x 5.25 x 3.25 (36.45 x 13.34 x 8.26)	Pair
5	G07811	Guardian 5" (12.7 cm) Swivel Walker Wheel	14.5 x 5.2 x 3.2 (36.83 x 13.21 x 8.13)	Pair
6	G07732G	Guardian Glide Brakes	14.4 x 3.3 x 2.45 (36.58 x 8.38 x 6.22)	3 pr/cs
7	G01212	Guardian 1-1/8" (2.9 cm) Utility Tip	4.65 x 3.25 x 1.8 (11.81 x 8.26 x 4.57)	8 st/cs
8	G01182	Guardian 3/4" (2 cm) Utility Tip	4.65 x 3.2 x 1.8 (11.81 x 8.13 x 4.57)	8 st/cs
9	MDS86031RCE	Medline Reacher 31"	31.2 x 4.6 x 1.1 (79.25 x 11.68 x 2.79)	6 ea/cs
10	G05340S	Guardian Large Base Quad Cane	29 x 12.05 x 8.75 (73.66 x 30.61 x 22.23)	2 ea/cs
11	G05845S	Guardian Small Base Quad Cane	29.1 x 8.25 x 6.05 (73.91 x 20.96 x 15.37)	2 ea/cs
12	G05355	Guardian Offset Handle Cane, Chrome	31.15 x 6.6 x 1.5 (79.12 x 16.76 x 3.81)	6 ea/cs
12	G05356	Guardian Offset Handle Cane, Black	31.1 x 6.6 x 1.5 (78.99 x 16.76 x 3.81)	6 ea/cs
13	G05555	Guardian Offset Handle Cane, Suregrip	31.5 x 7.2 x 2.5 (80.01 x 18.29 x 6.35)	6 ea/cs
14	MDS80540	Medline Quick-Fit Crutch	38.5 x 7.75 x 3.2 (97.79 x 19.69 x 8.13)	2 pr/cs
15	G01202	Guardian 1" (2.5 cm) Utility Tip	4.65 x 3.25 x 1.8 (11.81 x 8.26 x 4.57)	8 st/cs
16	G02162	Guardian 1/2" (1.3 cm) Quad Cane Tip, Gray	3.55 x 2.45 x 1.35 (9.02 x 6.22 x 3.43)	8 st/cs
17	G02172	Guardian 5/8" (1.6 cm) Quad Cane Tip, Gray	3.55 x 2.45 x 1.4 (9.02 x 6.22 x 3.56)	8 st/cs
18	G30561-PC	Guardian 5/8" (1.6 cm) Cane Tip, Black	3.95 x 2 x 1.55 (10.03 x 5.08 x 3.94)	8 pr/cs
19	G07715	Guardian Walker Basket	7.4 x 18 x 10.55 (18.80 x 45.72 x 26.80)	3 ea/cs
20	G07904	Guardian Walker Glide Caps	6.55 x 3.9 x 0.75 (16.64 x 9.91 x 1.91)	6 ea/cs
21	G07741	Guardian Walker Pouch	11.5 x 7.55 x 1.8 (29.21 x 19.18 x 4.57)	3 ea/cs
Shelf 01				
1	MDS864104	Guardian Two-Button Walker without Wheels	32.5 x 22.5 x 3 (82.55 x 57.15 x 7.62)	4 ea/cs
2	MDS86410UR	Guardian Stand Assist Walker	32.5 x 23 x 4.5 (82.55 x 58.42 x 11.43)	2 ea/cs
3	MDS86835W	Guardian Luxe Rollator	23.1 x 24.25 x 7 (58.67 x 61.60 x 17.78)	Each
4	MDS86825SLB	Guardian Freedom Rollator, Smoky Blue	22.65 x 22 x 9.4 (57.53 x 55.88 x 23.88)	Each



Ask your Medline Sales Rep for an electronic version of the planogram

8' (2.44 m) Bath Safety

	Item	UPC	Description	Measurements: H x W x D Inches (cm)	Pkg
Slatwall					
1	G87520	01695852010	Guardian 12" (30.5 cm) White Grab Bar	17.25 x 3.25 x 3.45 (43.82 x 8.26 x 8.76)	3 ea/cs
2	G87530	01695852011	Guardian 16" (40.6 cm) White Grab Bar	21.25 x 3.25 x 3.45 (53.98 x 8.26 x 8.76)	3 ea/cs
3	G87540	01695852012	Guardian 18" (45.7 cm) White Grab Bar	22.75 x 3.3 x 3.5 (57.79 x 8.38 x 8.89)	3 ea/cs
4	G87550	01695852013	Guardian 24" (61 cm) White Grab Bar	28.65 x 3.2 x 3.3 (72.77 x 8.13 x 8.38)	3 ea/cs
5	G87560	01695852014	Guardian 32" (81 cm) White Grab Bar	36.75 x 3.1 x 3.2 (93.35 x 7.87 x 8.13)	3 ea/cs
6	MDS86012CHRG	88438911078	Guardian 12" (30.5 cm) Knurled Chrome Grab Bar	17.25 x 3.25 x 3.45 (43.82 x 8.26 x 8.76)	3 ea/cs
7	MDS86016CHRG	88438911079	Guardian 16" (40.6 cm) Knurled Chrome Grab Bar	21.25 x 3.25 x 3.45 (53.98 x 8.26 x 8.76)	3 ea/cs
8	MDS86018CHRG	88438911082	Guardian 18" (45.7 cm) Knurled Chrome Grab Bar	22.75 x 3.3 x 3.5 (57.79 x 8.38 x 8.89)	3 ea/cs
9	MDS86024CHRG	88438911080	Guardian 24" (61 cm) Knurled Chrome Grab Bar	28.75 x 3.3 x 3.5 (73.03 x 8.38 x 8.89)	3 ea/cs
10	MDS86032CHRG	88438911083	Guardian 32" (81 cm) Knurled Chrome Grab Bar	36.75 x 3.25 x 3.5 (93.35 x 8.26 x 8.89)	3 ea/cs
11	G98035	01695800210	Guardian Hand Held Shower	9.55 x 9.05 x 4.2 (24.26 x 22.99 x 10.67)	4 ea/cs
Shelf 01					
1	MDS89740RW	08019674729	Guardian Bath Bench without Back	23.9 x 13.55 x 4.45 (60.71 x 34.42 x 11.30)	2 ea/cs
2	MDS89745R	08019671139	Guardian Bath Bench with Back	23.8 x 13.5 x 5.25 (60.45 x 34.29 x 13.34)	2 ea/cs
3	G30403	01695851003	Guardian Shower Chair without Back	23.75 x 13.75 x 4 (60.33 x 34.93 x 10.16)	4 ea/cs
4	G30402	01695851002	Guardian Shower Chair with Back	23.75 x 14 x 5.75 (60.33 x 35.56 x 14.61)	3 ea/cs
5	G98309G	01695872193	Guardian Transfer Bench	15.25 x 32.55 x 6.3 (38.7482.68 x 16.00)	3 ea/cs
Shelf 02					
1	G98006	01695800572	Guardian Tub Grab Bar	19.5 x 9.6 x 7.3 (49.53 x 24.38 x 18.54)	3 ea/cs
2	MDS89750R	08019675544	Guardian Composite Bath Bench without Back	22.5 x 17.25 x 7.25 (57.15 x 43.82 x 18.42)	2 ea/cs
3	MDS89755R	08019675543	Guardian Composite Bath Bench with Back	22.5 x 17.1 x 7.5 (57.15 x 43.43 x 19.05)	2 ea/cs
Shelf 03					
1	G98080	01695851004	Guardian Tub Rail 8" x 11" (20 x 28 cm)	15.43 x 12.13 x 3.34 (39.19 x 30.81 x 8.48)	2 ea/cs
2	G30250	01695861041	Guardian Economy Toilet Seat	16.35 x 15.9 x 6.5 (41.53 x 40.39 x 16.51)	3 ea/cs
3	G30260	01695861030	Guardian Locking Toilet Seat	17.65 x 17.35 x 8.2 (44.83 x 44.07 x 20.83)	3 ea/cs
4	G30270A	01695873018	Guardian Locking Toilet Seat with Arms	18.1 x 21 x 8 (45.97 x 53.34 x 20.32)	3 ea/cs
5	G30300-1	01695801256	Guardian Toilet Frame	16.2 x 19.25 x 10.45 (41.15 x 48.90 x 26.54)	2 ea/cs



Carefully designed to maximize sales per foot



Contact your Medline Sales Rep to view an electronic version of the planogram

12' (3.66 m) Combination Walking Aids and Bath Safety

Item	UPC	Description	H x W x D: Inches (cm)	Pkg
Slatwall				
1	G07715	Guardian Walker Basket	7.4 x 18 x 10.55 (18.80 x 45.72 x 26.80)	3 ea/cs
2	MDS86031RCE	Medline Reacher 31"	31.2 x 4.6 x 1.1 (79.25 x 11.68 x 2.79)	6 ea/cs
3	G05845S	Guardian Small Base Quad Cane	29.1 x 8.25 x 6.05 (73.91 x 20.96 x 15.37)	2 ea/cs
4	G05340S	Guardian Large Base Quad Cane	29 x 12.05 x 8.75 (73.66 x 30.61 x 22.23)	2 ea/cs
5	G05355	Guardian Offset Handle Cane, Chrome	31.15 x 6.6 x 1.5 (79.12 x 16.76 x 3.81)	6 ea/cs
5	G05555	Guardian Offset Handle Cane, Suregrip	31.5 x 7.2 x 2.5 (80.01 x 18.29 x 6.35)	6 ea/cs
5	G05356	Guardian Offset Handle Cane, Black	31.1 x 6.6 x 1.5 (78.99 x 16.76 x 3.81)	6 ea/cs
6	MDS80540	Medline Quick-Fit Crutch	38.5 x 7.75 x 3.2 (97.79 x 19.69 x 8.13)	2 pr/cs
7	MDS86024CHRG	Guardian 24" (61 cm) Knurled Chrome Grab Bar	28.75 x 3.3 x 3.5 (73.03 x 8.38 x 8.89)	3 ea/cs
8	G87550	Guardian 24" (61 cm) White Grab Bar	28.65 x 3.2 x 3.3 (72.77 x 8.13 x 8.38)	3 ea/cs
9	G87540	Guardian 18" (45.7 cm) White Grab Bar	22.75 x 3.3 x 3.5 (57.79 x 8.38 x 8.89)	3 ea/cs
10	MDS86016CHRG	Guardian 16" (40.6 cm) Knurled Chrome Grab Bar	21.25 x 3.25 x 3.45 (53.98 x 8.26 x 8.76)	3 ea/cs
11	G87530	Guardian 16" (40.6 cm) White Grab Bar	21.25 x 3.25 x 3.45 (53.98 x 8.26 x 8.76)	3 ea/cs
12	MDS86012CHRG	Guardian 12" (30.5 cm) Knurled Chrome Grab Bar	17.25 x 3.25 x 3.45 (43.82 x 8.26 x 8.76)	3 ea/cs
13	G87520	Guardian 12" (30.5 cm) White Grab Bar	17.25 x 3.25 (3.45 x 43.82 x 8.26 x 8.76)	3 ea/cs
14	G07832-8	Guardian Wheel Brakes	14.55 x 5.3 x 3.3 (36.96 x 13.46 x 8.38)	Pair
15	G07731G	Guardian 3" (7.6 cm) Walker Wheel	14.5 x 3.25 x 2.4 (36.83 x 8.26 x 6.10)	3 pr/cs
16	G07722G	Guardian 5" (12.7 cm) Walker Wheel	14.5 x 5.05 x 3.25 (36.83 x 12.83 x 8.26)	3 pr/cs
17	G07825-8	Guardian 3" (7.6 cm) Swivel Walker Wheel	14.35 x 5.25 x 3.25 (36.45 x 13.34 x 8.26)	Pair
18	G07811	Guardian 5" (12.7 cm) Swivel Walker Wheel	14.5 x 5.2 x 3.2 (36.83 x 13.21 x 8.13)	Pair
19	G07732G	Guardian Glide Brakes	14.4 x 3.3 x 2.45 (36.58 x 8.38 x 6.22)	3 pr/cs
20	G07741	Guardian Walker Pouch	11.5 x 7.55 x 1.8 (29.21 x 19.18 x 4.57)	3 ea/cs
21	G98035	Guardian Hand Held Shower	9.55 x 9.05 x 4.2 (24.26 x 22.99 x 10.67)	4 ea/cs
22	G01212	Guardian 1-1/8" (2.9 cm) Utility Tip	4.65 x 3.25 x 1.8 (11.81 x 8.26 x 4.57)	8 st/cs
23	G01202	Guardian 1" (1.6 cm) Utility Tip	4.65 x 3.25 x 1.8 (11.81 x 8.26 x 4.57)	8 st/cs
24	G30561-PC	Guardian 5/8" (1.6 cm) Cane Tip, Black	3.95 x 2 x 1.55 (10.03 x 5.08 x 3.94)	8 pr/cs
25	G01182	Guardian 3/4" (2 cm) Utility Tip	4.65 x 3.2 x 1.8 (11.81 x 8.13 x 4.57)	8 st/cs
26	G02172	Guardian 5/8" (1.6 cm) Quad Cane Tip, Gray	3.55 x 2.45 x 1.4 (9.02 x 6.22 x 3.56)	8 st/cs
27	G02162	Guardian 1/2" (1.3 cm) Quad Cane Tip, Gray	3.55 x 2.45 x 1.35 (9.02 x 6.22 x 3.43)	8 st/cs
28	G07904	Guardian Walker Glide Caps	6.55 x 3.9 x 0.75 (16.64 x 9.91 x 1.91)	6 ea/cs
Shelf 01				
1	MDS89740RW	Guardian Bath Bench without Back	23.9 x 13.55 x 4.45 (60.71 x 34.42 x 11.30)	2 ea/cs
2	MDS89745R	Guardian Bath Bench with Back	23.8 x 13.5 x 5.25 (60.45 x 34.29 x 13.34)	2 ea/cs
3	G30402	Guardian Shower Chair with Back	23.75 x 14 x 5.75 (60.33 x 35.56 x 14.61)	3 ea/cs
4	G98309G	Guardian Transfer Bench	15.25 x 32.55 x 6.3 (38.74 x 82.68 x 16.00)	3 ea/cs
5	MDS864104	Guardian Two-Button Walker without Wheels	32.5 x 22.5 x 3 (82.55 x 57.15 x 7.62)	4 ea/cs
6	MDS86410UR	Guardian Stand Assist Walker	32.5 x 23 x 4.5 (82.55 x 58.42 x 11.43)	2 ea/cs
7	MDS86825SLB	Guardian Freedom Rollator, Smoky Blue	22.65 x 22 x 9.4 (57.53 x 55.88 x 23.88)	Each
Shelf 02				
1	G98006	Guardian Tub Grab Bar	19.5 x 9.6 x 7.3 (49.53 x 24.38 x 18.54)	3 ea/cs
2	MDS89750R	Guardian Composite Bath Bench without Back	22.5 x 17.25 x 7.25 (57.15 x 43.82 x 18.42)	2 ea/cs
3	MDS89755R	Guardian Composite Bath Bench with Back	22.5 x 17.1 x 7.5 (57.15 x 43.43 x 19.05)	2 ea/cs
Shelf 03				
1	G98080	Guardian Tub Rail 8" x 11" (20 x 28 cm)	15.43 x 12.13 x 3.34 (39.19 x 30.81 x 8.48)	2 ea/cs
2	G30250	Guardian Economy Toilet Seat	16.35 x 15.9 x 6.5 (41.53 x 40.39 x 16.51)	3 ea/cs
3	G30260	Guardian Locking Toilet Seat	17.65 x 17.35 x 8.2 (44.83 x 44.07 x 20.83)	3 ea/cs
4	G30270A	Guardian Locking Toilet Seat with Arms	18.1 x 21 x 8 (45.97 x 53.34 x 20.32)	3 ea/cs
5	G30300-1	Guardian Toilet Frame	16.2 x 19.25 x 10.45 (41.15 x 48.90 x 26.54)	2 ea/cs

Walking Aids



Sensitivity to Patient Issues is Key to Walking Aid Transition

For many older adults, the idea of using a walking aid is like surrendering to old age. With that line of thinking, it's easy to understand why some people who could benefit from a walking aid may be hesitant to use one.



The reasons people need walking aids cover a wide range of conditions, from neurological and balance impairments to chronic conditions such as arthritis. Rehabilitation following orthopedic surgery may be one of the first times a person uses a cane or walker. Another reason why a person may need a walking aid is the growing problem of obesity. The additional stress that a high BMI puts on joints in the lower extremities may lead to greater mobility complications than in a person of normal weight.

So, there are many reasons that a person may need a cane or walker. In fact, a study from Purdue University states that one in three adults over 65 uses an assistive walking device¹. But how can you help a person get over that initial layer of resistance and start enjoying the benefits of a walking aid sooner? Here are some ideas.

1. Focus on the things they'll do better. Remind your customers of what they will be able to do with their new walker or rollator. It may be making it to the bathroom at night without assistance, or it may be making laps around the park on a walking trail. It's important that they understand how to use the device safely and discuss their personal boundaries with their doctor or health professional. But regardless of their level of mobility, focus on what they will accomplish on their own with the help of the walking aid and the resulting pride and dignity they'll gain.

2. Use the device as a personal statement. The simple silver walker takes on a personality of its own, or more accurately the personality of the user, when it's decorated with streamers, stickers or even a bike horn. Perhaps it's the colors of their favorite team, a meaningful benevolent cause or even their favorite political candidate. More and more, walking aids are coming from the factory in a variety of colors from distinguished black to hot rod red. The better the choices, the more likely the user will love his or her device.

3. Let them know they're not alone. As mentioned earlier, upwards of one in three seniors use a walking aid at one time or another¹. When a person starts thinking about using one him- or herself, he or she will start seeing them everywhere they look. Let people know that you'll be there to help them understand their new walking aid, help adjust it for a proper fit, and answer any questions they have.

The first time a person needs a walking aid can be a scary or difficult transition. With the right mix of professional knowledge, caring and compassion, you can help make the process much better for the patient, caregiver and yourself.

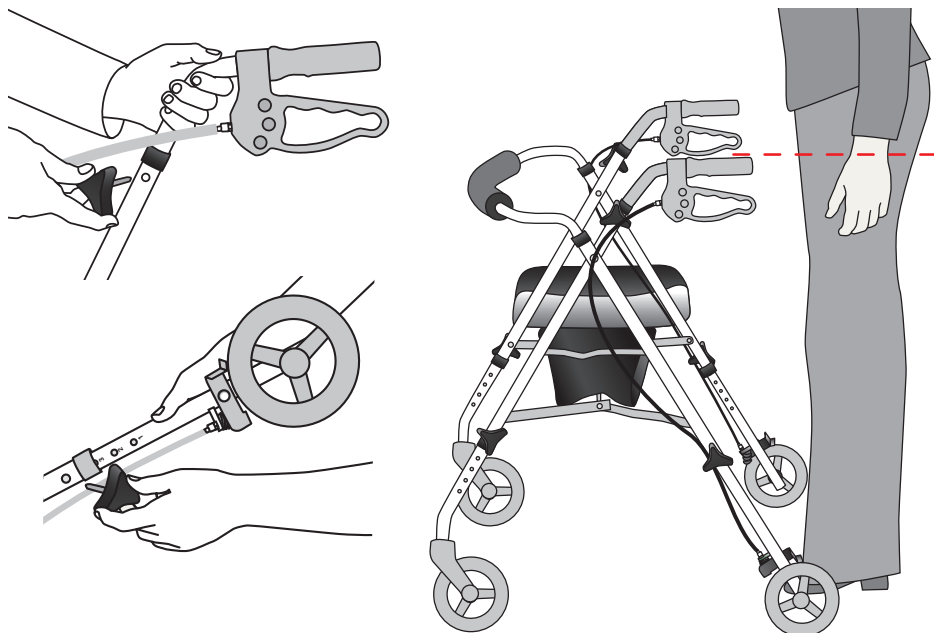
¹ *Obese Seniors More Likely to Need Walkers, Canes, Other Assistive Devices.* Nov 2010. <http://www.caringnews.com/pub.59/issue.1439/article.6000/>

Sizing Guide for Rollators, Walkers, Crutches and Canes

Rollators

Rollators provide users with both a mobility aid and a seat to rest on when tired. These two functions require two measurements be taken to accurately size a rollator. Some rollators only allow for adjustments on the handles, while other rollators adjust at both the handles and on the legs for a more custom fit.

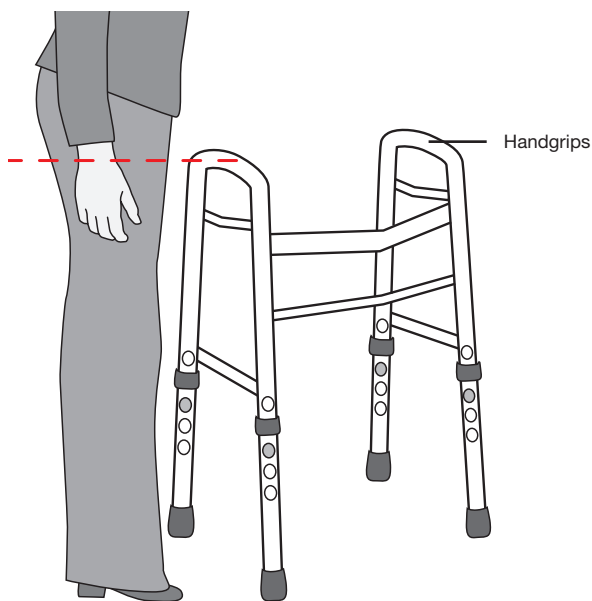
1. Measure from the ground to the crease in the back of the knee. (See Dimension A, page 15)
2. Adjust the rollator legs accordingly so the seat is at same height as A.
3. Keeping arms at your side with a natural bend at the elbow, measure from the ground to the center of the wrist. (See Dimension B, page 15).



Walkers

Proper walker sizing can help prevent poor posture and prevent injury from misuse or falling. Medline's walkers all use push-button mechanisms that let the walkers adjust to various heights.

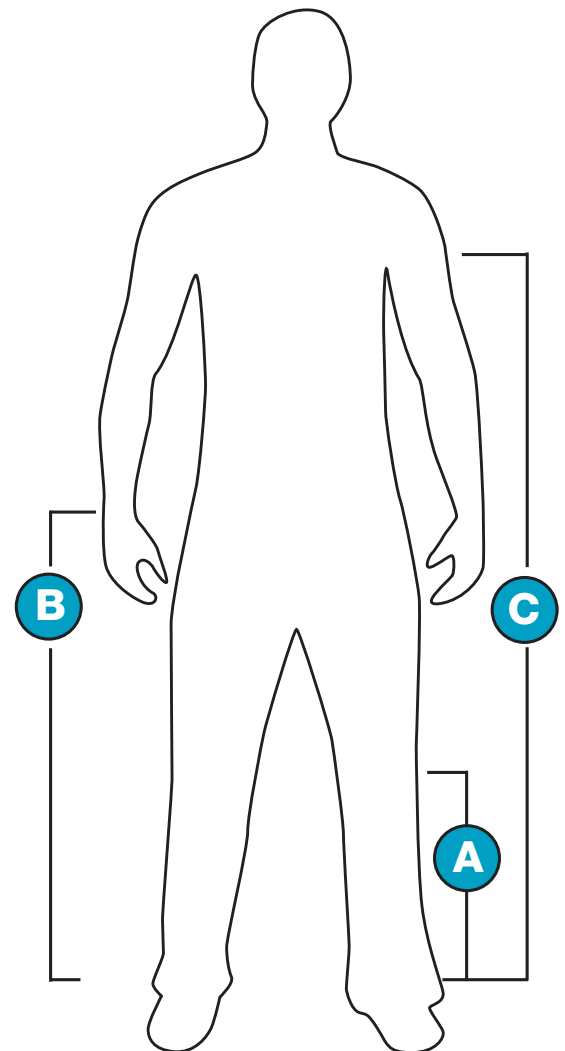
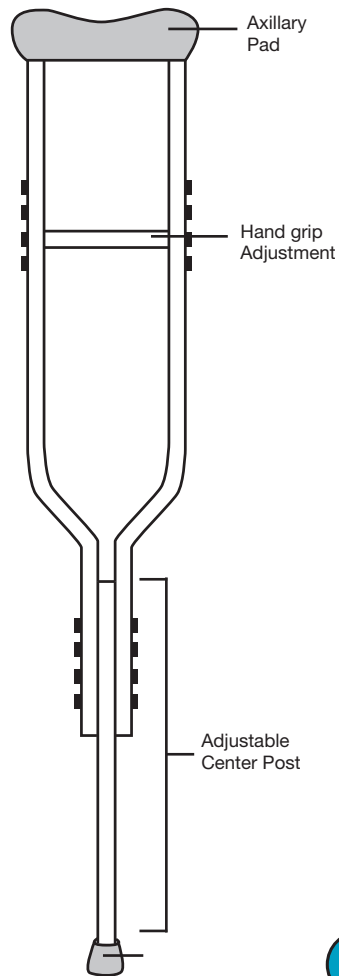
1. Select a walker that is appropriate to the weight of the patient.
2. Keeping arms at your side with a natural bend at the elbow, measure from the ground to the center of the wrist. (See Dimension B, page 15)
3. Adjust all four legs to the same height so that the handgrips match the same height as the wrist.



Axillary Crutches

Crutches are the traditional mobility aid for when one leg is almost entirely non-weight-bearing. Aluminum or wooden axillary (under the arm) models can be adjusted easily to both key measures: your overall height and hand height.

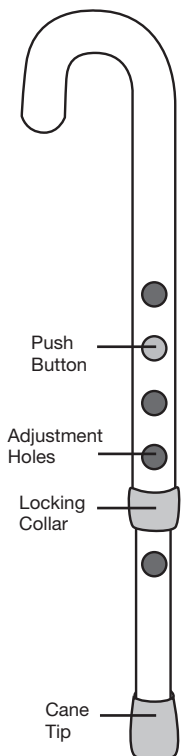
1. Select a pair of crutches that is appropriate to the weight of the patient.
2. When sizing for axillary crutches, first measure from the ground to near the bottom of the axilla, or armpit. The crutch cushion should be two to three inches **below** the axilla. When standing straight, the cushion should not be touching the axilla. This measurement will be the overall crutch height. (See Dimension C)
3. Keeping arms at your side with a natural bend at the elbow, measure from the ground to the center of the wrist. This measurement will be the hand grip height. (See Dimension B)



Canes

Standard canes with a single tip should only be used for those looking for help with balance. Quad canes are useful for those looking to bear weight as they have a wider base. When sizing a cane, follow the steps below.

1. Select a cane that is appropriate to the weight of the patient.
2. Keeping arms at your side with a natural bend at the elbow, measure from the ground to the center of the wrist. This measurement will determine the ideal cane height. (See Dimension B)
3. Loosen the collar on the cane and press the push-button lock, slide the lower tube into or out of the body of the cane until you get to the wrist-height measurement, and let the push button “click” into the closest hole to the measurement. Tighten the collar (check and re-tighten the collar regularly).



Performance and Style Rollators

- A superior group of rollators for a customer looking for more than the basic
- Engineered with design features that solve specific problems for the user
- Unique colors and additional accessories make these models ideal for a retail showroom
- All models use loop-style brakes you push down to lock and pull up to release

Compare
rollators
side-by-side on
pages 20-21

MDS86826W

Comfort Glide Rollator with Memory Foam Seat

Find comfortable seating and smooth operation in one model. Extra thick, memory foam seat contours comfortably to create an ideal cushion for tired users while the large, 8" (20 cm) wheels glide smoothly over most surfaces. Convenient cup holder and cane holder come standard.



MDS808200TR Series

Excel Translator: Combination Transport Chair and Rollator

In just seconds, our Excel Translator easily converts from a rollator to a transport chair and vice-versa. Comes with a convenient cup holder, under-the-seat basket, zippered side carrying case, and easy-to-adjust push-button foot rests. You will be delighted with the comfortable, spacious seat which is more than 75% roomier than an average rollator seat.

MDS86825SL Series

Freedom Ultra Light Rollator

Weighing only 11 lbs. (5 kg), the Freedom rollator is the lightest model on the market. Light weight and folding capabilities make this the ideal model to get in and out of the car/storage. Height-adjustable arms and legs let users find a perfect fit as this rollator accommodates users 4'10"-6'2" (147-188 cm).



GUARDIAN®

MDS86835W

Luxe Rollator with Extra-Wide Seat

Discover luxury in a product category that historically focuses on utility. Enjoy the comfort of an extra wide seat in a rollator that still maintains a lightweight design. Height-adjustable arms, legs, and backrest allow users to find a custom fit. Model comes standard with a nylon carry-all bag and a cup holder.



MDS86825

Rollator with Extra Thick Backrest

A notch above the standard rollator, with a design focused on dependability. Large 8" (20 cm) wheels are ideal for outdoor terrain and fully padded seat and extra thick backrest provide a quality resting area.



MDS86825BC

Breast Cancer Awareness Rollator

Support the fight against breast cancer with an eye-popping pink frame and pink ribbon symbol imprinted on seat and backrest. Model comes with a handy basket, large 8" (20 cm) wheels and fully padded seat. \$2.00 from the sale of every rollator is donated to the National Breast Cancer Foundation.

Item Name	Color	Wt. Cap. Lbs (kg)	Wheels Inch (cm)	Distance Between Handles	Seat Height Min./Max. Inch (cm)	Height Min./Max. Inch (cm)	Product Weight Lbs (kg)	Pkg	
Performance and Style Rollators									
MDS86826W	Comfort Glide	Blue	300 (136)	8 (20)	17 (43)	23 (58)	32.5-37.5 (83-95)	17 (8)	Each
MDS86825SLR	Freedom	Burgundy	250 (113)	6 (15)	17 (43)	18-23 (46-58)	29-36 (74-91)	11 (5)	Each
MDS86825SLB	Freedom	Smoky Blue	250 (113)	6 (15)	17 (43)	18-23 (46-58)	29-36 (74-91)	11 (5)	Each
MDS86825SLBLK*	Freedom	Black	250 (113)	6 (15)	17 (43)	18-23 (46-58)	29-36 (74-91)	11 (5)	Each
MDS86825SLT*	Freedom	Titanium	250 (113)	6 (15)	17 (43)	18-23 (46-58)	29-36 (74-91)	11 (5)	Each
MDS86825SLWT*	Freedom	White	250 (113)	6 (15)	17 (43)	18-23 (46-58)	29-36 (74-91)	11 (5)	Each
MDS86835W	Luxe Rollator	White	300 (136)	7 (18)	19 (48)	19-23.5 (48-60)	30.5-37.5 (77-95)	15.5 (7)	Each
MDS86825BC	Breast Cancer	Pink	300 (136)	8 (20)	20 (51)	22 (56)	32.5-37.5 (83-95)	17 (8)	Each
MDS86825	Original Retail	Blue	300 (136)	8 (20)	20 (51)	22 (56)	32.5-37.5 (83-95)	17 (8)	Each
MDS808200TRR	Translator	Red	250 (113)	8 (20)	18 (46)	19.5 (50)	32-36.5 (81-93)	18 (8)	Each
MDS808200TR	Translator	Blue	250 (113)	8 (20)	18 (46)	19 (48)	32-36.5 (81-93)	18 (8)	Each

* Coming Soon!

Standard Rollators

- Loop-style brakes you push down to lock and pull up to release
- Padded backrest and padded seat offer the ability to rest
- Height-adjustable arms to ensure a proper fit
- Folding capabilities for condensed storage

Compare rollators side-by-side on pages 20-21



Premium

Envoy 480

Deluxe padded seat and curved padded backrest provide enhanced support and comfort. Large 8" (20 cm) wheels combined with lightweight aluminum frame allows for smooth operation on most terrain.



Standard Envoy 460

A lighter rollator option at 15.5 lbs. (7 kgs). Comes with sturdy 6" (15 cm) wheels and under seat basket for personal items. Remove basket to allow rollator to fold.



Basic Rollator

Basic rollator provides all the necessary features within a smaller frame. Folds easily for compact storage.

Medline's Reacher MDS86031RCE



Provide additional freedom with Medline's Reacher that can help grab daily items without the need to bend over. The reacher is great for individuals who suffer back or knee pain. Flip to page 74 for additional aids



Standard Deluxe

High value rollator with useful features including ergonomically designed hand brakes and a convenient handle on seat for easy folding.



Tray and basket – G07913 and tote bag – G07912 available.

Basic Envoy 380

Tri-wheel design with large 8" (20 cm) wheels allow for easy maneuverability. Three wheels are ideal for tight indoor spaces.

- Reinforced designs to support higher weight capacities
- Wider distance between handles for users needing extra room
- Loop-style brakes you push down to lock and pull up to release
- Padded backrest and padded seat offer users ability to rest

GUARDIAN®



Premium

Envoy 485B 500 lb (227 kg) Capacity

Reinforced steel frame offers greater durability and support. Handles point forward to promote better posture and walking gait.

Standard Bariatric 400 lb (181 kg) Capacity

Reinforced forks support higher weight capacity while still maintaining a light-weight aluminum frame that makes transporting easy

Item Name	Color	Wt. Cap. Lbs (kg)	Wheels Inch (cm)	Distance Between Handles	Seat Height Inch (cm)	Height Min./Max. Inch (cm)	Product Weight Lbs (kg)	Pkg
Premium Rollators								
G07887R	Envoy 480	Rose	300 (136)	8 (20)	17.5 (44)	20 (51)	31-36.5 (79-93)	20.5 (9) Each
G07887B	Envoy 480	Blue	300 (136)	8 (20)	17.5 (44)	20 (51)	31-36.5 (79-93)	20.5 (9) Each
Standard Rollators								
G07886G	Envoy 460	Green	275 (125)	6 (15)	18.5 (47)	21.75 (55)	32-38 (81-97)	15.5 (7) Each
G07886B	Envoy 460	Blue	275 (125)	6 (15)	18.5 (47)	21.75 (55)	32-38 (81-97)	15.5 (7) Each
G07886RD	Envoy 460	Burgundy	275 (125)	6 (15)	18.5 (47)	21.75 (55)	32-38 (81-97)	15.5 (7) Each
MDS86810	Deluxe	Burgundy	250 (113)	6 (15)	19.75 (50)	22 (56)	32.5-37 (83-94)	16 (7) Each
MDS86810G	Deluxe	Green	250 (113)	6 (15)	19.75 (50)	22 (56)	32.5-37 (83-94)	16 (7) Each
MDS86810B	Deluxe	Blue	250 (113)	6 (15)	19.75 (50)	22 (56)	32.5-37 (83-94)	16 (7) Each
MDS86810BLK	Deluxe	Black	250 (113)	6 (15)	19.75 (50)	22 (56)	32.5-37 (83-94)	16 (7) Each
Basic Rollators								
MDS86850E	Basic	Burgundy	250 (113)	6 (15)	17.5 (44)	20.5 (52)	31-35 (79-89)	14 (6) Each
MDS86850EB	Basic	Blue	250 (113)	6 (15)	17.5 (44)	20.5 (52)	31-35 (79-89)	14 (6) Each
Three Wheel Rollator								
G07981T	Envoy 380	Titanium	250 (113)	8 (20)	14.5 (37)	N/A	31.75-36.75 (81-93)	14.5 (6.5) 2/cs
Bariatric Rollators								
G07890TB	Envoy 485B	Titanium	500 (227)	8 (20)	22.25 (57)	22 (56)	32.25-34.25 (82-87)	25 (11) Each
MDS86800XW	Standard	Burgundy	400 (181)	8 (20)	23.5 (60)	22 (56)	31.5-37.5 (80-95)	19 (9) Each



GUARDIAN® Rollator Comparison Chart

Item	Name	Color	Weight Capacity Lbs (kg)	Wheels	Distance Between Handles Inches (cm)
Performance and Style					
MDS86825SLR	Freedom	Burgundy	250 (113)	6 (15)	17 (43)
MDS86825SLB	Freedom	Smoky Blue	250 (113)	6 (15)	17 (43)
MDS86825SLT	Freedom	Titanium	250 (113)	6 (15)	17 (43)
MDS86825SLBLK	Freedom	Black	250 (113)	6 (15)	17 (43)
MDS86825SLW	Freedom	White	250 (113)	6 (15)	17 (43)
MDS86835W	Luxe Rollator	White	300 (136)	7 (18)	19 (48)
MDS86825BC	Pink Ribbon	Pink	300 (136)	8 (20)	17 (43)
MDS86825	Original Retail	Blue	300 (136)	8 (20)	17 (43)
MDS808200TR	Translator	Blue	250 (113)	8 (20)	18 (46)
MDS808200TRR	Translator	Red	250 (113)	8 (20)	18 (46)
MDS86826W	Comfort Glide	Blue	300 (136)	8 (20)	17 (43)

Standard					
G07887R	Envoy 480	Rose	300 (136)	8 (20)	17.5 (44)
G07887B	Envoy 480	Blue	300 (136)	8 (20)	17.5 (44)
G07886G	Envoy 460	Green	275 (125)	6 (15)	18.5 (47)
G07886B	Envoy 460	Blue	275 (125)	6 (15)	18.5 (47)
G07886RD	Envoy 460	Burgundy	275 (125)	6 (15)	18.5 (47)
MDS86810	Deluxe Rollator	Burgundy	250 (113)	6 (15)	19.75 (50)
MDS86810G	Deluxe Rollator	Green	250 (113)	6 (15)	19.75 (50)
MDS86810B	Deluxe Rollator	Blue	250 (113)	6 (15)	19.75 (50)
MDS86810BLK	Deluxe Rollator	Black	250 (113)	6 (15)	19.75 (50)
MDS86850E	Basic Rollator	Burgundy	250 (113)	6 (15)	17.5 (44)
MDS86850EB	Basic Rollator	Blue	250 (113)	6 (15)	17.5 (44)

Bariatric					
MDS86800XW	Bariatric	Burgundy	400 (181)	8 (20)	23.5 (60)
G07890TB	Bariatric	Titanium	500 (227)	8 (20)	22.25 (57)

Three Wheeled					
G07981T	Envoy 380	Titanium	250 (113)	8 (20)	14.5 (37)



MDS808200TR MDS86826W MDS86825SL Series MDS86835W MDS86825BC MDS86825 G07887 Series

Seat Height Height Min./Max. Inches (cm)	Inches (cm)	Pkg	Product Weight Lbs (kg)	Retail Case
18-23 (46-58)	29-36 (74-91)	Each	11 (5)	Yes
18-23 (46-58)	29-36 (74-91)	Each	11 (5)	Yes
18-23 (46-58)	29-36 (74-91)	Each	11 (5)	Yes
18-23 (46-58)	29-36 (74-91)	Each	11 (5)	Yes
18-23 (46-58)	29-36 (74-91)	Each	11 (5)	Yes
19-23.5 (48-60)	30.5-37.5 (77-95)	Each	15.5 (7)	Yes
22 (56)	32.5-37.5 (83-95)	Each	17 (7.7)	No
22 (56)	32.5-37.5 (83-95)	Each	17 (7.7)	Yes
19 (48)	32-36.5 (81-93)	Each	18 (8.2)	No
19.5 (50)	32-36.5 (81-93)	Each	18 (8.2)	No
23 (58)	30.5-37.5 (77-95)	Each	17 (7.7)	Yes

20 (51)	31-36.5 (79-93)	Each	20.5 (9)	No
20 (51)	31-36.5 (79-93)	Each	20.5 (9)	No
21.75 (55)	32-38 (81-97)	Each	15.5 (7)	No
21.75 (55)	32-38 (81-97)	Each	15.5 (7)	No
21.75 (55)	32-38 (81-97)	Each	15.5 (7)	No
22 (56)	32.5-37 (83-94)	Each	16 (7)	No
22 (56)	32.5-37 (83-94)	Each	16 (7)	No
22 (56)	32.5-37 (83-94)	Each	16 (7)	No
22 (56)	32.5-37 (83-94)	Each	16 (7)	No
20.5 (52)	31-35 (79-89)	Each	14 (6)	No
20.5 (52)	31-35 (79-89)	Each	14 (6)	No

22 (56)	31.5-37.5 (80-95)	Each	19 (9)	No
22 (56)	32.25-34.25 (82-87)	Each	25 (11)	No

N/A	31.75-36.75 (81-93)	2/cs	14.5 (6.5)	No
-----	---------------------	------	------------	----



G07886 Series

MDS86810 Series

G07981T

MDS86850E

G07890TB

MDS86800XW

Performance and Style Walkers

- A superior group of walkers for customers looking for more than the basic
- Engineered with design features that solve specific problems for the user
- Attractive accents and colors make these models ideal to display on a retail showroom



MDS86410UR Series
MDS86410URR (red)

Stand Assist Walker

Get patients standing upright and ready-to-go with the Stand Assist walker. Seated users can gradually progress from the lower level of handles to the top level to help stand more easily. Bi-level handles also allow user to position walker over the toilet and use as a toilet safety frame for use in the rest room when away from home.



Bag included on MDS86410UR

Compare
walkers
side-by-side
on page 29

Help patients get up faster with bi-level hand grips.



GUARDIAN®

MDS86410KDBW

Compact Folding Paddle Walker

Flashy blue color gives this walker some real personality. Walker comes with paddle folding mechanism for easy operation and legs also fold up making it perfect for transportation or storage. Model comes with both extension legs and the 5" (12.7 cm) wheels in one retail box.



MDS86410PAD
MDS86410PAD5 (with wheels)
Folding Paddle Walker

An ideal design for patients with manual dexterity limitations, the paddle mechanism can be flipped-up or pushed-down to fold the walker. Location of the paddle walker allows patients to keep hands on the grip while using the paddle mechanism.



Item	Description	Wheels	Weight Cap Lbs (kg)	Approximate User Height Inches (cm)	Width Inside Hand Grip Inches (cm)	Height Adjustment Upper/Lower Inches (cm)	Folded Width Inch (cm)	Pkg
Specialty Walkers								
MDS86410UR	Stand Assist Walker	None	300 (136)	5'5"-6'4" (165-193)	17 (43)	32-39/22-29 (81-99/56-74)	5 (13)	2/cs
MDS86410URR	Stand Assist Walker, Red	None	300 (136)	5'5"-6'4" (165-193)	17 (43)	32-39/22-29 (81-99/56-74)	5 (13)	2/cs
MDS86410KDBW	Knock Down Paddle, Blue	5 (13)	350 (159)	5'5"-6'4" (165-193)	17 (43)	32.5-39.5 (82-100)	5 (13)	1/cs
MDS86410PAD	Paddle Walker, Folding	None	300 (136)	5'5"-6'4" (165-193)	17 (43)	32-39 (81-99)	5 (13)	4/cs
MDS86410PAD5	Paddle Walker, Folding	5 (13)	300 (136)	5'5"-6'4" (165-193)	17 (43)	32.5-39.5 (82-100)	5 (13)	4/cs

Two-Button Folding Walkers

- Easy-to-use, push-button mechanisms let walkers fold
- Each side folds independently to allow easy movement through narrow spaces
- Side cross braces provide extra durability
- Push-button, height-adjustable legs

Compare
walkers
side-by-side
on page 29



Premium

Red•Dot® Walker

Designed to offer maximum stability and longer life. Aluminum, chrome plated design with steel “K” cross brace for maximum durability. Walker maintains tight tolerance between frame and foot pieces for rattle free use. Deluxe grips and leg tips.

Standard Easy Care® Walker

Lightweight aluminum frame with steel cross brace provides durability. Walker maintains tight tolerance between frame and foot pieces for rattle free use. Comfortable hand grips and non-marking tips

Basic Two-Button Walker

Lightweight aluminum frame on standard two-button folding walker. Replaceable tips.

Item	Description	Wheels	Weight Capacity Lbs (kg)	Approximate User Height Inch (cm)	Width Inside Hand Grip Inch (cm)	Height Adjustment Inch (cm)	Folded Width Inch (cm)	Pkg
Red•Dot® Walker								
G07755	Adult	None	350 (159)	5'5"-6'4" (165-193)	16.5 (42)	32.5-39.5 (82-100)	4.5 (11)	4/cs
G07756	Junior	None	350 (159)	5'-6" (152-183)	16.5 (42)	27.25-34.25 (69-87)	4.5 (11)	4/cs
Easy Care Walker								
G30755P	Adult	None	300 (136)	5'5"-6'4" (165-193)	16.5 (42)	32.5-39.5 (82-100)	4 (10)	4/cs
G30756P	Junior	None	300 (136)	5'-6" (152-183)	16.5 (42)	27.5-34.5 (70-88)	4 (10)	4/cs
G30757W	Adult	5 (13)	300 (136)	5'5"-6'4" (165-193)	16.5 (42)	32.5-39.5 (82-100)	4 (10)	4/cs
G30758W	Junior	5 (13)	300 (136)	5'-6" (152-183)	16.5 (42)	27.5-34.5 (70-88)	4 (10)	4/cs
Basic Two-Button Walker								
MDS864104	Adult	None	300 (136)	5'5"-6'4" (165-193)	16.75 (43)	32-39 (81-99)	4.5 (11)	4/cs
MDS86410W54	Adult	5 (13)	300 (136)	5'5"-6'4" (165-193)	16.75 (43)	32.5-39.5 (82-100)	4.5 (11)	4/cs
MDS86410W4	Adult	3 (8)	300 (136)	5'5"-6'4" (165-193)	16.75 (43)	32-39 (81-99)	4.5 (11)	4/cs
MDS86410J4	Junior	None	300 (136)	4'6"-5'5" (137-165)	16.75 (43)	25-32 (64-81)	4.5 (11)	4/cs
MDS86410JW54	Junior	5 (13)	300 (136)	4'6"-5'5" (137-165)	16.75 (43)	25.5-32.5 (65-83)	4.5 (11)	4/cs
MDS86410WJ4	Junior	3 (8)	300 (136)	4'6"-5'5" (137-165)	16.75 (43)	25-32 (64-81)	4.5 (11)	4/cs

- One-button folding mechanism offers quick, convenient operation
- Folding mechanism can be operated with one hand

GUARDIAN®



Premium

One-Button Folding Walker

Lightweight aluminum frame allows for easy storage. Designed with superior quality features including reinforced tube connectors at high stress points and tight tolerance for rattle free legs. Deluxe grips and leg tips.

Standard

One-Button Folding Walker

Ideal for short-term walker users. Aluminum frame with rugged cross bar provides extra strength. Comfortable grips and non-marking leg tips.



Accessorize your walker with trays, seats, baskets and more. See pages 30-31.

Item	Description	Wheels	Approximate Weight Cap Lbs (kg)	User Height Inch (cm)	Width Inside Hand Grip Inch (cm)	Height Adjustment Inch (cm)	Folded Width Inch (cm)	Pkg
Premium One-Button Folding Walker								
G30760P	Adult	None	300 (136)	5'5"-6'4" (165-193)	17.25 (44)	31.5-38.5 (80-98)	4.5 (11)	4/cs
G30761P	Junior	None	300 (136)	5'-6' (152-183)	17.25 (44)	27.25-34.25 (69-87)	4.5 (11)	4/cs
Standard One-Button Folding Walker								
MDS86615	Adult	None	250 (113)	5'-6' (152-183)	18 (46)	32-36 (81-91)	4.5 (11)	2/cs
MDS86617	Junior	None	250 (113)	4'6"-5'5" (137-165)	18 (46)	28-32 (71-81)	4.5 (11)	2/cs

Hemi Sidesteppers and Non-Folding Walkers

- Lightweight design allows the hemi sidestepper to be maneuvered easily even with just one arm
- Hemi sidestepper and non-folding walker provide more stability and more weight-bearing ability than a quad cane
- Hemi Sidestepper and non-folding walker are height-adjustable in 1" (2.5 cm) increments



Premium

Hemi Sidestepper

Lightweight frame and folding capabilities make this walking aid ideal for travel and storage. Bi-level hand grip offer extra assistance for users getting in and out of chairs.

Standard Hemi Sidestepper

Wider base provides more stability than a quad cane. Sidestepper provides support and stability to those with limited or no dexterity in one arm or hand.

Basic Non-Folding Walker

Secure frame without folding mechanisms eliminates even the slightest wobble for users needing maximum assistance with balance.

Item	Description	Wheels	Weight Cap Lbs (kg)	Width Inside Hand grip Inch (cm)	Height Adjustment Inch (cm)	Folded Width Inch (cm)	Pkg
Premium Hemi Sidestepper							
G07770	Premium Hemi, Adult	None	250 (113)	N/A	32-36 (81-91)	3 (7.6)	2/cs
G07771	Premium Hemi, Junior	None	250 (113)	N/A	28.5-32 (72-81)	3 (7.6)	2/cs
Standard Hemi Sidestepper							
MDS86620	Standard Hemi	None	250 (113)	N/A	30-35 (76-89)	3 (7.6)	Each
Non-Folding Rigid Walker							
MDS86204	Non-Folding Walker	None	250 (113)	18 (46)	31-37.5 (79-95)	N/A	4/cs

- Higher weight capacities keep larger patients active and moving
- Extra-wide frames give larger patients a more comfortable fit
- Two-button folding capabilities let patients receive support through narrow spaces

GUARDIAN®

Compare
walkers
side-by-side
on page 29



Premium

Bariatric 650 lb (295 kg) Capacity

Reinforced aluminum frame with steel “K” cross brace and steel cross braces on each side provide durability. Model has an extra wide frame with 22" (56 cm) between the handgrips for larger patients.

Standard Bariatric 500 lb (227 kg) Capacity

Aluminum frame with front cross brace and dual side braces provides durability. Model has an extra wide frame with 20" (51 cm) between hand grips for larger patients. Available option of bariatric wheels.

Basic Bariatric 400 lb (181 kg) Capacity

Lightweight aluminum frame with Guardian steel “K” cross brace. Weighs only 7.5 lbs (3.4 kg) with a 400 lb (181 kg) weight capacity. Walker has 19" between handgrips giving extra room for larger patients.

Item	Description	Wheels Inch (cm)	Weight Capacity Lbs (kg)	Approximate User Height Inch (cm)	Width Inside Hand Grip Inch (cm)	Height Adj. Width Inch (cm)	Folded Inch (cm)	Pkg
Premium Bariatric Folding Walkers								
G30754B	Extra Wide Bariatric	None	650 (295)	5'5"-6'4" (165-193)	22 (56)	32-39 (81-99)	4.5 (11)	2/cs
Standard Bariatric Folding Walkers								
MDS86410XW	Adult Bariatric	None	500 (227)	5'5"-6'4" (165-193)	20 (51)	31-41 (79-104)	4.5 (11)	Each
MDS86410XWW	Adult Bariatric	5 (13)	500 (227)	5'5"-6'4" (165-193)	20 (51)	33.5-43.5 (85-110)	4.5 (11)	Each
Basic Bariatric Folding Walkers								
G07767	Extra Duty, Adult	None	400 (181)	5'5"-6'4" (165-193)	19 (48)	32.25-39.25 (82-100)	4.5 (11)	Each
G07768	Extra Duty, Junior	None	400 (181)	5'-6' (152-183)	19 (48)	27.25-34.25 (69-87)	4.5 (11)	Each

Pediatric Walkers

- Pediatric walking aids feature “grow-with-you” height adjustability
- Models with wheels maneuver well over normal floor obstacles and are ideal for outdoor play areas
- Guardian pediatric walkers have a design to meet everyone’s needs, even the smallest child



Strider Prescription Walker

The infinite configurations accommodate the special needs of children with disabilities. Handles adjust without tools to allow an infinite number of positions to provide desired posture. Strider walkers have an extra wide base for maximum stability, safety and balance.



Children's Folding Walker

Lightweight aluminum frame maintains “A” frame design to provide greater balance. Children’s folding walkers have comfortable vinyl hand grips designed for a child’s hand.



Children's Non-Folding Walker

Lightweight, aluminum frame with proportionally large width to length for a wide stance and greater stability. Large rubber tips come standard to provide long braking action as this model comes with 3" front wheels.



HME Provider Programs

Designed to Help Your Business Thrive

Medline is focused on helping the traditional HME provider combat both economic and competitive pressures. We have a series of programs designed specifically to help HME providers succeed. Ask your Medline sales rep for a copy of the HME Providers Program brochure.



Item	Description	Wheels Inch (cm)	Weight Capacity Lbs (kg)	Approximate User Height Inch (cm)	Width Inside Hand Grip Inch (cm)	Height Adjustment Inch (cm)	Folded Width Inch (cm)	Pkg
Strider Prescription Walker								
G07782	Folding, Red	5 (13)	90 (41)	2'2"-3'6" (66-107)	Adjustable	14-19.5 (36-50)	9.5 (24)	Each
G07783	Folding, Green	5 (13)	175 (79)	3'-5'2" (91-157)	Adjustable	24-36 (61-91)	9.5 (24)	Each
Children's Folding Walker								
G07749	Children's	None	200 (91)	4'-4'8" (122-142)	12.75 (32)	24.5-28.5 (62-72)	8 (20)	Each
G07750	Toddler	None	175 (79)	3'4"-4' (102-122)	10.75 (27)	20.5-24.5 (52-62)	8 (20)	Each
Children's Non-Folding Walker								
G07751	Tyke	3 (8)	80 (36)	2'8"-3'6" (81-107)	13 (33)	15.5-20.5 (39-52)	N/A	Each

Item	Description	Wheels	Weight Approximate		Width Inside Hand Grip Inch (cm)	Height Adjustment Inch (cm)	Folded Width Inch (cm)	Pkg
			Capacity Lbs (kg)	User Height Feet (cm)				
Specialty Walkers								
MDS86410UR	Stand Assist Walker	None	300 (136)	5'5-6'4 (165-193)	17 (43)	32-39 (81-99) upper 22-29 (56-74) lower	5 (13)	2/cs
MDS86410URR	Stand Assist Walker, Red	None	300 (136)	5'5-6'4 (165-193)	17 (43)	32-39 (81-99) upper 22-29 (56-74) lower	5 (13)	2/cs
MDS86410PAD	Paddle Walker, Folding	None	300 (136)	5'5-6'4 (165-193)	17 (43)	32-39 (81-99)	5 (13)	4/cs
MDS86410PAD5	Paddle Walker, Folding	5 (13)	300 (136)	5'5-6'4 (165-193)	17 (43)	32.5-39.5 (82-100)	5 (13)	4/cs
MDS86410KDBW	Knock Down Paddle, Blue	5 (13)	350 (159)	5'5-6'4 (165-193)	17 (43)	32.5-39.5 (82-100)	5 (13)	1/cs
Two-Button Folding Walker								
G07755	Adult	None	350 (159)	5'5-6'4 (165-193)	16.5 (42)	32.5-39.5 (82-100)	4.5 (11)	4/cs
G07756	Junior	None	350 (159)	5'-6' (152-183)	16.5 (42)	27.25-34.25 (69-87)	4.5 (11)	4/cs
G30755P	Adult	None	300 (136)	5'5-6'4 (165-193)	16.5 (42)	32.5-39.5 (82-100)	4 (10)	4/cs
G30756P	Junior	None	300 (136)	5'-6' (152-183)	16.5 (42)	27.5-34.5 (70-88)	4 (10)	4/cs
G30757W	Adult	5 (13)	300 (136)	5'5-6'4 (165-193)	16.5 (42)	32.5-39.5 (82-100)	4 (10)	4/cs
G30758W	Junior	5 (13)	300 (136)	5'-6' (152-183)	16.5 (42)	27.5-34.5 (70-88)	4 (10)	4/cs
MDS864104	Adult	None	300 (136)	5'5-6'4 (165-193)	16.75 (43)	32-39 (81-99)	4.5 (11)	4/cs
MDS86410J4	Junior	None	300 (136)	4'6-5'5 (137-165)	16.75 (43)	25-32 (64-81)	4.5 (11)	4/cs
MDS86410W54	Adult	5 (13)	300 (136)	5'5-6'4 (165-193)	16.75 (43)	32.5-39.5 (82-100)	4.5 (11)	4/cs
MDS86410JW54	Junior	5 (13)	300 (136)	4'6-5'5 (137-165)	16.75 (43)	25.5-32.5 (65-83)	4.5 (11)	4/cs
MDS86410W4	Adult	3 (8)	300 (136)	5'5-6'4 (165-193)	16.75 (43)	32-39 (81-99)	4.5 (11)	4/cs
MDS86410WJ4	Junior	3 (8)	300 (136)	4'6-5'5 (137-165)	16.75 (43)	25-32 (64-81)	4.5 (11)	4/cs
One-Button Folding								
G30760P	Adult	None	300 (136)	5'5-6'4 (165-193)	17.25 (44)	31.5-38.5 (80-98)	4.5 (11)	4/cs
G30761P	Junior	None	300 (136)	5'-6' (152-183)	17.25 (44)	27.25-34.25 (69-87)	4.5 (11)	4/cs
MDS86615	Adult	None	250 (113)	5'-6' (152-183)	18 (46)	32-36 (81-91)	4.5 (11)	4/cs
MDS86617	Junior	None	250 (113)	4'6-5'5 (137-165)	18 (46)	28-32 (71-81)	4.5 (11)	4/cs
Non-Folding Walker								
MDS86204	Adult	None	250 (113)	5'5"-6'4 (165-193)	18 (46)	31-37.5 (79-95)	N/A	4/cs
Hemi Sidestepper								
G07770	Premium Hemi, Adult	None	250 (113)		N/A	32-36 (81-91)	3 (7.6)	2/cs
G07771	Premium Hemi, Junior	None	250 (113)		N/A	28.5-32 (81-91)	3 (7.6)	2/cs
MDS86620	Standard Hemi	None	250 (113)		N/A	30-35 (76-89)	3 (7.6)	Each
Bariatric Walkers								
G30754B	Extra Wide Bariatric	None	650 (295)	5'5-6'4 (165-193)	22 (56)	32-39 (81-99)	4.5 (11)	2/cs
MDS86410XW	Adult Bariatric	None	500 (227)	5'5-6'4 (165-193)	20.25 (51)	31-41 (79-104)	4.5 (11)	Each
MDS86410XWW	Adult Bariatric	5 (13)	500 (227)	5'5-6'4 (165-193)	20.25 (51)	33.5-43.5 (85-110)	4.5 (11)	Each
G07767	Adult Extra Duty	None	400 (181)	5'5-6'4 (165-193)	19 (48)	32.25-39.25 (82-100)	4.5 (11)	Each
G07768	Junior Extra Duty	None	400 (181)	5'-6' (152-183)	19 (48)	27.25-34.25 (69-87)	4.5 (11)	Each
Children's Strider Prescription Walker								
G07782	Folding, Red	5 (13)	90 (41)	2'2-3'6 (66-107)	Adjustable	14-19.5 (36-50)	9.5 (24)	Each
G07783	Folding, Green	5 (13)	175 (79)	3'-5'2" (91-157)	Adjustable	24-36 (61-91)	9.5 (24)	Each
Children's Folding Walkers								
G07749	Children's	None	200 (91)	4'-4'8 (122-142)	12.75 (32)	24.5-28.5 (62-72)	8 (20)	Each
G07750	Toddler	None	175 (79)	3'4"-4' (102-122)	10.75 (27)	20.5-24.5 (52-62)	8 (20)	Each
Children's Non-Folding Walker								
G07751	Tyke	3 (8)	80 (36)	2'8-3'6 (81-107)	13 (33)	15.5-20.5 (39-52)	N/A	Each

Walker Accessories

- Great cash sale items
- Ideal add-ons for walkers



G07872
Walker Seat



G07878
Basket Organizer



G07715
Walker Basket



7702 (Adult)
7703 (Junior)
Platform Attachment



G07741
Front Pouch



G07850
Folding Flip Tray



G07712
Extension Footpieces



G07722G, G07722-8
5" (12.7 cm)
Walker Wheel



G07811
5" (12.7 cm)
Swivel



G07731G, G07731-8
3" (7.6 cm)
Walker Wheel



G07904
Glide Caps



G07732G
Glide Brakes



G07832-8
Wheel Brakes

Model	Description-Inch (cm)	Pkg	Diam. In. (cm)	G07755 G07756 Red • Dot	G30755P G30757W G30756P G30758W Easy Care	MDS864104 MDS86410W54 MDS86410J4 MDS86410JW54 MDS86410W4 MDS86410JW4 2-Button	G30760P MDS86615 Single	G07783 G07782 Strider	G07749/G07750 G07751 Pedi	G30754B MDS86410XW Bari
G07731-8	3 (7.6) Fixed Wheels (8 Hole Adj)	Pair	1 (2.5)	x x	x x x x	x x x x Inc Inc	x x			
G07731G	3 (7.6) Fixed Wheels	3 pr/cs	1 (2.5)	x x	x x x x	x x x x Inc Inc	x x			
G07729	3 (7.6) Fixed Wheels	Pair	7/8 (2.2)						x	
G07708	3 (7.6) Fixed Wheels Extended	Set	1 (2.5)	x x	x x x x	x x x x x x	x x			
G07722-8	5 (12.7) Fixed Wheels	Pair	1 (2.5)	x x	x Inc x Inc	x Inc x Inc x x	x x			
G07722G	5 (12.7) Fixed Wheels	3 pr/cs	1 (2.5)	x x	x Inc x Inc	x Inc x Inc x x	x x			
G07723	5 (12.7) Fixed Wheels	Pair	7/8 (2.2)					Inc Inc		
G07724	5 (12.7) Fixed Wheel Extended	Set	7/8 (2.2)						x x	
G07725	5 (12.7) Fixed Wheels Extended	Set	1 (2.5)	x x	x x x x	x x x x x x	x x			
G07722-8B	5 (12.7) Fixed Wheels Bariatric	Pair	1 (2.5)							x x
G07825-8	3 (7.6) Swivel Wheels	Pair	1 (2.5)	x x	x x x x	x x x x x x	x x			
G07820-8	3 (7.6) Swivel Wheels w/ Glidebrakes	Set	1 (2.5)	x x	x x x x	x x x x x x	x x			
G07811	5 (12.7) Swivel Wheels	Pair	1 (2.5)	x	x x	x x				
G07732G	Glidebrakes	3 pr/cs	1 (2.5)	x x	x x x x	x x x x x x	x x			
G07832-8	Wheelbrakes	1 pr/cs	1 (2.5)	x x	x x x x	x x x x x x	x x			
G07900CS	Glide Caps	24 pr/cs	1.5 (3.8)	x x	x x x x	x x x x x x	x x	x x		x x
G07904	Glide Caps	6 pr/cs	1.5 (3.8)	x x	x x x x	x x x x x x	x x	x x		x x
G07712	Extension Footpieces	1 set of 4	1 (2.5)	x x	x x x x	x x x x x x	x x			
G07797	Platform Attachment, Mid/tween	Each	7/8 (2.2)					x		
G07798	Platform Attachment, Child	Each	3/4 (1.9)					x		
G07702	Platform Attachment, Adult	Each	1 (2.5)	x	x x	x x	x x			
G07703	Platform Attachment, Youth	Each	1 (2.5)	x	x x	x x x x				
MDS86615PP* Platform Attachment for Paddle Walker										
G07741	Carrying Pouch-Front	3 ea/cs		x x	x x x x	x x x x x x	x x			
G07850	Fliptray	3 ea/cs		x x	x x x x					
G07715	Carrying Basket	2 ea/cs		x x	x x x x					
G07872	Walker Seat	2 ea/cs		x x	x x x x					

* Coming Soon!

Fashion Canes for All Occasions

- Medline's cost-effective fashion canes act as mobility aids and fashion accessories
- Colorful designs and unique patterns provide users the right cane for different occasions
- Let customers get away from the institutional look of chrome walking aids
- Carrying a full line of fashion canes can help you increase repeat business



MDS86420RW
MDS86420GB

University Canes

Whether it be game day, an alumni fund-raising event, or get the cane that shows your school spirit. With two of the most popular school colors combinations you can add this cane to match your college jersey, hat, or tie!



MDS86420BC

Pink Ribbon Cane

Give users a chance to promote breast cancer awareness with the fashionable pink ribbon design. You will also be supporting breast cancer awareness through the purchase of this cane as Medline will donate \$1 for every cane sold to the National Breast Cancer Foundation.



See our ad on back cover!



GUARDIAN®



MDS86420 Series Fashion Canes

Offset handle canes with stylish patterns have foam handles and convenient wrist straps. Unique patterns give users the ability to pick a cane that fits their personality.



*MDS86430W
Folding capabilities
make this cane perfect
for fitting in a suitcase
or carry-on luggage.*



MDS86435 Series T-Handle Fashion Canes

Stylish patterns combined with an accented T-shaped handle gives user a classic and lively feel. Unique patterns give user the ability to pick a cane that fits their personality.



Item	Description	Color	Weight Cap Lbs (kg)	Adjustment Inch (cm)	Cane Weight Lbs (kg)	Pkg
Offset Handle Canes						
MDS86420RW	University Style	Red & White	250 (113)	29-38 (74-96.5)	0.8 (0.4)	6/cs
MDS86420GB	University Style	Gold & Black	250 (113)	29-38 (74-96.5)	0.8 (0.4)	6/cs
MDS86420BC	Pink Ribbon	Pink Ribbon	250 (113)	29-38 (74-96.5)	0.8 (0.4)	6/cs
MDS86420RS	Fashion	Rose Pattern	250 (113)	29-38 (74-96.5)	0.8 (0.4)	6/cs
MDS86420CM	Fashion	Camo Pattern	250 (113)	29-38 (74-96.5)	0.8 (0.4)	6/cs
MDS86420PR	Fashion	Purple	250 (113)	29-38 (74-96.5)	0.8 (0.4)	6/cs
MDS86420LB	Fashion	Light Blue	250 (113)	29-38 (74-96.5)	0.8 (0.4)	6/cs
MDS86420B	Fashion	Blue Ice	250 (113)	29-38 (74-96.5)	0.8 (0.4)	6/cs
MDS86420G	Fashion	Green Ice	250 (113)	29-38 (74-96.5)	0.8 (0.4)	6/cs
T-Handle Canes						
MDS86435B	Fashion	Black	250 (113)	29-38 (74-96.5)	0.8 (0.4)	6/cs
MDS86435LP	Fashion	Leopard	250 (113)	29-38 (74-96.5)	0.8 (0.4)	6/cs
MDS86435FL	Fashion	Floral Pattern	250 (113)	29-38 (74-96.5)	0.8 (0.4)	6/cs
MDS86430W	Folding T-Handle	Black	250 (113)	32-36 (81-91)	1.0 (0.5)	6/cs

Offset Handle Canes

- Offset handle design centers the user's weight over the strongest part of the cane
- Ergonomically designed to provide comfort and support for partial weight-bearing users
- Push-button, height-adjustable to find the perfect height
- Secured with a locking ring to provide quiet, rattle-free use and added safety



Premium Sure Grip

Offers an ergonomically correct design that relieves palm fatigue and provides extra comfort for the long term user. Sure grip design is easier to grasp and offers enhanced durability for long-term use.



Standard Vinyl Hand Grip

Contoured vinyl hand grip is easy to grasp and offers enhanced durability for long-term use.



Basic Medline Foam Hand Grip

Contoured handles with foam hand grips provide a comfortable, secure grip, complete with convenient wrist straps.



Prestige Slim-Line

Engineered and tested to ensure performance and stability. Slim-Line design is sleek yet discrete.



Item	Description	Color	Weight Cap Lbs (kg)	Adjustment Inch (cm)	Cane Weight Lbs (kg)	Pkg
Premium						
G05555	Premium Sure Grip	Brite	300 (136)	31-40 (79-100)	0.75 (0.3)	6/cs
G05355	Standard Vinyl Hand Grip	Brite	300 (136)	31-40 (79-100)	0.75 (0.3)	6/cs
G05356	Standard Vinyl Hand Grip	Black	300 (136)	31-40 (79-100)	0.75 (0.3)	6/cs
Foam Hand grip						
MDS86420	Foam Hand Grip	Black	250 (113)	29-38 (74-96.5)	0.8 (0.4)	6/cs
MDS86420BRZ	Foam Hand Grip	Bronze	250 (113)	29-38 (74-96.5)	0.8 (0.4)	6/cs
MDS86420CHR	Foam Hand Grip	Chrome	250 (113)	29-38 (74-96.5)	0.8 (0.4)	6/cs
G05365	Prestige Slim-Line	Bronze	250 (113)	29-38 (74-96.5)	0.8 (0.4)	6/cs



- Designed for patients who need additional assistance with balance
- Standard handle lets users hook the cane over their arm while opening doors or performing other tasks

GUARDIAN®



Premium

Vinyl Standard Handle

Vinyl handles create a comfortable grip while reinforced metal inserts at the stress points provide greater strength and durability.



Standard Foam Handle

Contoured handle with foam grip provides a comfortable secure grip.



Basic Traditional Wooden Canes

Wooden canes provide an attractive, classic style for users who desire a traditional walking aid. Wooden canes are non-height-adjustable.

Item	Description	Color	Weight Cap Lbs (kg)	Adjustment Inch (cm)	Cane Weight Lbs (kg)	Pkg
Premium Vinyl Standard Handle Canes						
G05370	Vinyl Standard Handle	Chrome	300 (136)	31-40 (79-100)	0.75 (0.3)	6/cs
Standard Foam Handle Canes						
G30372	Foam Standard Handle	Bronze	250 (113)	31-40 (79-100)	0.75 (0.3)	6/cs
MDS86415	Foam Standard Handle	Black	250 (113)	30-38 (76-96.5)	0.8 (0.4)	6/cs
MDS86415CHR	Foam Standard Handle	Chrome	250 (113)	30-38 (76-96.5)	0.8 (0.4)	6/cs
Basic Traditional Wooden Canes						
G05390B	Wooden Standard Handle	Black	300 (136)	36 (91)	0.8 (0.4)	6/cs
G05390M	Wooden Standard Handle	Mahogany	300 (136)	36 (91)	0.8 (0.4)	6/cs
MDS80212	Wooden Standard Handle	Natural	300 (136)	37 (94)	0.8 (0.4)	6/cs
MDS80217	Wooden Standard Handle	Walnut	300 (136)	37 (94)	0.8 (0.4)	6/cs

Quad Canes

- Canes with four feet allow for greater weight-bearing and stability than single-point canes
- Non-skid rubber tips on all four feet ensure long life
- Small base design allows for a faster pace; large base design gives more stability at a slower pace
- Quad canes stand up on their own



Premium

Quadlite Quad Cane

Molded resin base is strong yet light-weight, offering a slight flex for self leveling and stability.



Standard Aluminum Quad Canes

Handle inserts and reinforced metal inserts at stress points provide great strength and durability. Contoured vinyl hand grip is easy to grasp and offers enhanced durability for long term use.



Basic Aluminum Quad Canes

Offset, foam handle provides a comfortable grip that distributes weight directly over the center of the base.




Item	Description	Color	Weight Cap Lbs (kg)	Adjustment Inch (cm)	Footprint Inch (cm)	Cane Weight Lbs (kg)	Pkg
Premium Quadlite Canes							
G05845S	Adult	Chrome	300 (136)	29-38 (74-97)	6 x 8 (15 x 20)	2.0 (1)	2/cs
G05846S	Junior	Chrome	300 (136)	25-34 (63-86)	6 x 8 (15 x 20)	2.0 (1)	2/cs
Standard Aluminum Quad Canes							
G05340S	Large Base	Chrome	300 (136)	29-38 (74-97)	6.25 x 8.25 (16 x 21)	2.0 (1)	2/cs
G053455	Small Base	Chrome	300 (136)	29-38 (74-97)	6.25 x 8.25 (16 x 21)	2.0 (1)	2/cs
Basic Aluminum Quad Canes							
MDS86222W	Small Base	Black	250 (113)	29-38 (74-97)	6 x 8 (15 x 20)	2.0 (1)	2/cs
MDS86222BRZ	Small Base	Bronze	250 (113)	29-38 (74-97)	6 x 8 (15 x 20)	2.0 (1)	2/cs
MDS86222CHR	Small Base	Chrome	250 (113)	29-38 (74-97)	6 x 8 (15 x 20)	2.0 (1)	2/cs
MDS86228	Large Base	Black	250 (113)	30-39 (76-99)	8 x 12 (20 x 30)	2.6 (1)	2/cs
MDS86228BRZ	Large Base	Bronze	250 (113)	30-39 (76-99)	8 x 12 (20 x 30)	2.6 (1)	2/cs
MDS86228CHR	Large Base	Chrome	250 (113)	30-39 (76-99)	8 x 12 (20 x 30)	2.6 (1)	2/cs



- Designed with reinforced tubing and/or wider bases to allow greater weight-bearing
- High weight-bearing capabilities

GUARDIAN®



MDS86228XW – Double footplate and cane



Bariatric Large Base Quad 500 lb (227 kg) Capacity

All steel construction with double-plated base allows for a 500 lb (227 kg) weight capacity. Contains a secure locking ring and dual-tubing insert for added strength and safety.



Bariatric Small Base Quad 500 lb (227 kg) Capacity

All steel construction with double-plated base allows for a 500 lb (227 kg) weight capacity. Contains a secure locking ring and dual-tubing insert for added strength and safety.



Single Point Bariatric Cane 500 lb (227 kg) Capacity

All steel construction with dual-tubing insert for added strength and security. Single point design gives additional balance support and weight-bearing capabilities.



Item	Description	Color	Weight Cap Lbs (kg)	Adjustment Inch (cm)	Footprint Inch (cm)	Cane Weight Lbs (kg)	Pkg
Bariatric Quad Canes							
MDS86228XW	Large Base	Black	500 (227)	29-38 (74-96.5)	8 x 12 (20 x 30)	4.6 (2)	Each
MDS86222XW	Small Base	Black	500 (227)	29-38 (74-96.5)	6 x 8 (15 x 20)	3.6 (2)	Each
Single Point Bariatric Cane							
MDS86420XW	Single Point	Black	500 (227)	29-38 (74-96.5)	N/A	3.0 (1)	Each

Cane Tips and Grip

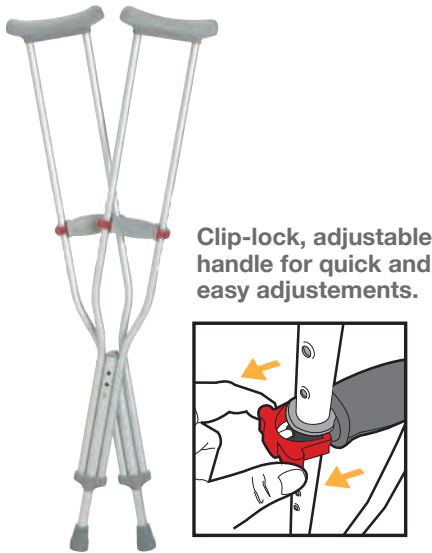
- Tips are reinforced with metal inserts for longer wear

Item Description	Size-Inches (cm)	Color	Pkg
Tips			
G30561-PC Tip	5/8 (1.6)	Black	8 pr/cs
G30572-PC Tip	3/4 (2.0)	Gray	8 pr/cs
G30581-PC Tip	7/8 (2.0)	Black	8 pr/cs
G02162 Tip, Quad Cane	1/2 (1.3)	Gray	8 set/cs
G02172 Tip, Quad Cane	5/8 (1.6)	Gray	8 set/cs
MDS80212T Tip, Replacement for MDS80212	7/8 (2.0)	Black	2 ea/pr
MDS80217T Tip, Replacement for MDS80217	1 (2.5)	Black	2 ea/pr
MDS86424W Tip, Quad Cane	1/2 (1.3)	Black	6 pr/cs
MDS86425W Tip, Quad Cane	5/8 (1.6)	Black	6 pr/cs
MDS86426W Tip, Quad Cane	3/4 (2.0)	Black	6 pr/cs
Grip			
MDS86427W Grip, for 420,222,228	4 (10.2)	Black	6 pr/cs

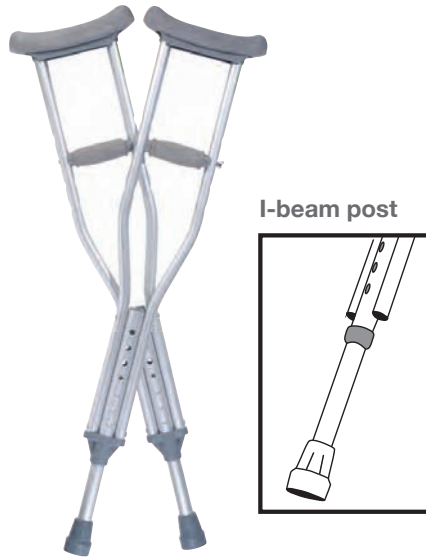


Axillary (Underarm) Crutches

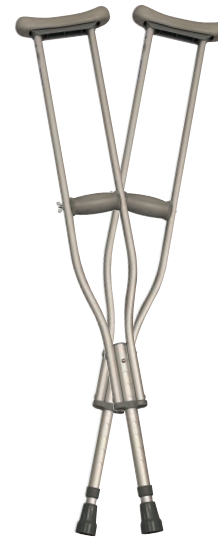
- Axillary crutches are the most common type of crutches
- Crutches are lightweight aluminum and are latex-free



Clip-lock, adjustable handle for quick and easy adjustments.



I-beam post



Premium

Red•Dot® Crutches

Makes sizing quicker with our patented Red•Dot hand grip.

Standard Crutches

The I-beam helps reduce the wobbliness one sometimes feels when using crutches.

Basic Crutches

Designed to meet the needs of the value-conscious healthcare industry. Economical price, 250 lb (113 kg) weight capacity.



One crutch for children through adult sizes!

3-in-1 Quick Fit Crutch

Medline's space-saving solution crutch. **One crutch fits all three sizes (Youth, Adult and Tall Adult)** while incorporating the patented Red•Dot easy hand grip adjustment and the I-Beam height adjustment.




Item	Description	Wt. Cap. Lbs (kg)	Patient Height Inch (cm)	Adj. Range Inch (cm)	Pkg
Premium Red•Dot					
G90-214-8	Adult, Tall	300 (136)	5'10-6'6 (178-198)	52-60 (132-152)	8 pr/cs
G91-214-8	Adult	300 (136)	5'1-5'9 (155-175)	44-52 (112-132)	8 pr/cs
G92-214-8	Youth	300 (136)	4'6-5'2 (137-157)	37-45 (94-114)	8 pr/cs
Standard					
MDSV80534	Adult, Tall	300 (136)	5'10-6'6 (178-198)	52.5-60.5 (133-154)	8 pr/cs
MDSV80535	Adult, Med	300 (136)	5'1-5'9 (155-175)	44.5-52.5 (113-133)	8 pr/cs
MDSV80536	Youth	300 (136)	4'6-5'2 (137-157)	36.5-44.5 (93-113)	8 pr/cs
Medline Basic					
MDS50514-10	Tall	250 (113)	5'10-6'6 (178-198)	52-60.5 (133-154)	10 pr/cs
MDS51514-10	Adult	250 (113)	5'1-5'9 (155-175)	44.5-52.5 (113-133)	10 pr/cs
MDS52514-10	Youth	250 (113)	4'6-5'2 (137-157)	36.5-44.5 (93-113)	10 pr/cs
Child					
MDS80337Z	Economy	300 (136)	4'0-4'6 (122-137)	31-37 (79-94)	2 pr/cs
G53314-8	Child	200 (91)	3'9-4'7 (114-137)	31.5-37.5 (80-95)	8 pr/cs
3-in-1 Quick Fit					
MDS80540	Quick Fit	300 (136)	4'7-6'7 (137-200)	38.5-59.5 (98-151)	2 pr/cs



- All parts on wooden crutches are coated with hardened water-based acrylic top coat applied over a sealed surface
- Coat is designed not to soften or break down while handling the crutch and provides a smooth surface
- 250 lb (113 kg) weight capacity

Item #	Patient Description	Height Inches (m)	Pkg
Wood Crutches			
MDS80889	Adult, X-Large	5'8" -7'0" (173-213)	10 pr/cs
MDS80891	Adult, Large	5'5"-6'3" (165-191)	10 pr/cs
MDS80895	Medium	4'10"-5'6" (147-168)	10 pr/cs
MDS80899	Youth	4'1"-4'10" (124-147)	10 pr/cs
MDS80900	Child	3'4"-4'0" (102-122)	10 pr/cs
MDS2633C	Child Assembled	26-33" (66-84)	10 pr/cs

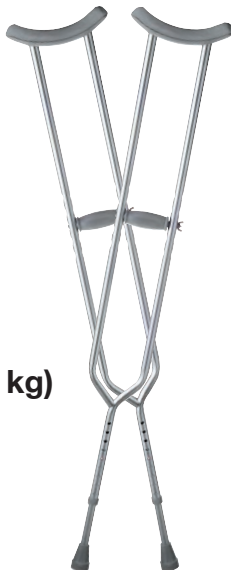


Bariatric Axillary Crutches

- Bariatric crutches are made of steel for strength and durability.

Premium

**Bariatric
650 lb (295 kg)
Capacity**



Standard

**Bariatric
550 lb (250 kg)
Capacity**



Item #	Description	Weight Capacity Lbs (kg)	Patient Height Inches (cm)	Adjustment Range Inch (cm)	Pkg
Bariatric Axillary Crutches					
MDS80334XW	Heavy Duty, Tall Adult	650 (295)	5'10"-6'6" (178-198)	54-62 (137-157)	1 pr/cs
MDS80335XW	Heavy Duty, Adult	650 (295)	5'1"-5'9" (155-175)	46-54 (117-137)	1 pr/cs
G60314B	Standard, Tall Adult	550 (250)	5'10"-6'6" (178-198)	52-60 (132-152)	2 pr/cs
G61314B	Standard, Adult	550 (250)	5'1"-5'9" (155-175)	44-52 (112-132)	2 pr/cs



Crutch Pillows

Enhance the comfort of using crutches and help avoid the negative side effects associated with crutch therapy—chafing, friction under arms, axillary nerve damage, and bruised or painful hands and underarms.

Item Description	Pkg
Crutch Pillows	
MDSPPC107 Charcoal	6 sets/cs




Cast Protectors

Ideal for keeping casts, bandages or wounds dry while showering. Specially designed opening stretches to fit over the cast and then returns to its original shape to fit snugly against the arm.

Item Description	Pkg
Cast Protectors	
CUR200ALL Adult Leg	6 bxs/cs
CUR100KLL Child Leg	6 bxs/cs

Forearm Crutches

- Telescoping parts are manufactured with internal bushings and external lock nuts to provide totally silent usage
- Vinyl-coated, tapered, contoured arm cuffs
- Heavy-wall, high-strength aluminum tubing
- Black components hide signs of wear and scratches



Premium Forearm Crutches
300 lb (136 kg)
Capacity

Standard Forearm Crutches
250 lb (113 kg) Capacity

Bariatric Forearm Crutches
600 lb (272 kg) Capacity

Getting the Proper Fit

Forearm Crutch: This crutch should allow you to flex your elbow 15-30 degrees. The increased flexion allows your arm to bear greater weight. The crutch should contact the floor 2-4" (5-10 cm) outside and 6" (15 cm) in front of your foot. The cuff on the crutch should sit 1-1.5" (2.5-4 cm) below the back of the elbow.



Item	Description	Wt. Cap. Lbs. (kg)	Patient Height Inch (cm)	Pkg
Premium Forearm Crutches				
G05160	Aluminum, Tall, Adult	300 (136)	5'10"-6'6" (178-198)	Pair
G05161	Aluminum, Adult	300 (136)	5'0"-6'2" (152-188)	Pair
G05162	Aluminum, Youth, Guardian	300 (136)	4'2"-5'2" (127-157)	Pair
G05163	Aluminum, Child, Guardian	200 (91)	3'2"-4'6" (97-137)	Pair
Standard Forearm Crutches				
MDS805160	Aluminum, Tall, Adult	250 (113)	5'10"-6'6" (178-198)	Pair
MDS805161	Aluminum, Adult	250 (113)	5'0"-6'2" (152-188)	Pair
MDS805162	Aluminum, Youth	250 (113)	4'2"-5'2" (127-157)	Pair
Bariatric				
CNI600A	Crutch, Forearm, Custom	600 (272)	Custom	Pair

Item Description	Pkg
Replacement Items	
G222-0906	Premium Replacement Forearm Crutches
MDS80516CF	Standard Replacement Forearm Cuff
MDS80266RW	Crutch Tips for Standard Forearm Crutch
G0084	Crutch Tips for Premium Forearm Crutches

- Universal design allows use with either a left or right below-the-knee injury



Designed by Dr. Lowell Weil Jr., Podiatric consultant to the Chicago White Sox baseball club.

Premium

MDS86000

Weil Knee Walker

Both easy and comfortable to use, the Weil Knee Walker is a great alternative to crutches. While the unique 3-wheel design protects propelling foot from hitting the rear, a full length, extra-padded leg rest prevents discomfort. Tool-free for easy height adjustments.



MDS81000

Basic Knee Walker

Great for transportation, the basic 4-wheel design is lightweight and folds down easily. Model has a universal front brake and front swivel wheels. Cup holder comes standard



Questions For Dr. Weil

Why would a person use a knee walker verses crutches or a wheelchair?

“While crutches and wheelchairs have benefited my patients, they do have shortcomings. Crutches can be awkward and unsteady and wheelchairs are not only heavy, but bulky. This causes frustration and prevents optimal outcomes.”

What other benefits does this product offer?

“The advanced design allows for comfort and turning control, not previously available. The three-wheel design makes use for all shapes and sizes of people much easier. There is no doubt that this device will change the way non-weight-bearing options are considered.”

Bath Safety



Falls Among Older Adults: An Overview

The chances are good that a senior citizen will take a fall during the year. A fall can be devastating to the person's health and well-being. Understanding the risks of falls, where they tend to occur, and possible solutions will help you address the concerns.



How big is the problem?

- One out of three adults age 65 and older falls each year.
- Among those age 65 and older, falls are the leading cause of injury or accidental death. They are also the most common cause of nonfatal injuries and hospital admissions for trauma.
- In 2007, over 18,000 older adults died from unintentional fall injuries.

What outcomes are linked to falls?

- 20% to 30% of people who fall suffer moderate to severe injuries such as lacerations, hip fractures, or head traumas. These injuries can make it hard to get around or live independently, and increase the risk of early death.
- Falls are the most common cause of traumatic brain injuries, or TBI. In 2000, TBI accounted for 46% of fatal falls among older adults.
- Most fractures among older adults are caused by falls. The most common are fractures of the spine, hip, forearm, leg, ankle, pelvis, upper arm and hand.
- Many people who fall, even if they are not injured, develop a fear of falling. This fear may cause them to limit their activities, leading to reduced mobility and loss of physical fitness, which in turn increases their actual risk of falling.

Who is at risk?

Fatal falls

- In 2007, 81% of fall deaths were among people 65 and older.
- Men are more likely to die from a fall. After adjusting for age, the fall fatality rate in 2007 was 46% higher for men than for women.

Nonfatal falls

- The chances of falling and of being seriously injured in a fall increase with age. In 2009, the rate of fall injuries for adults 85 and older was almost four times that for adults 65 to 74.
- People age 75 and older who fall are four to five times more likely than those age 65 to 74 to be admitted to a long-term care facility for a year or longer.
- Women are more likely than men to be injured in a fall. In 2008, women were 46% more likely than men to suffer a nonfatal fall injury.

How can older adults prevent falls?

Older adults can take several steps to protect their independence and reduce their chances of falling. They can:


- Exercise regularly. It's important that the exercises focus on increasing leg strength and improving balance. Tai Chi programs are especially good.

- Ask their doctor or pharmacist to review their medicines—both prescription and over-the-counter—to reduce side effects and interactions that may cause dizziness or drowsiness.
- Have their eyes checked by an eye doctor at least once a year and update their eyeglasses to maximize their vision.
- Make their homes safer by reducing tripping hazards, adding grab bars and railings, and improving the lighting in their homes.

Additional ways to lower hip fracture risk include:

- Getting adequate calcium and vitamin D in the diet.
- Undertaking a program of weight-bearing exercise.
- Getting screened and treated for osteoporosis.

Source:
cdc.gov/HomeandRecreationalSafety/Falls/adultfalls.html
(12.8.2010)



Bath Safety Placement Map

Use the guide below to understand where Medline's bath safety products can be located in and around the bathroom—to help provide security and stability.

Handheld Shower

Hand held showers should be used for anyone who bathes with a shower chair or transfer bench. The 86" (218 cm) long hose allows a person to remain seated while bathing.

Item: G98035 (see page 47)

Transfer Bench

When getting in and out of the tub becomes a difficult and potentially dangerous task, transfer benches are a safe alternative. The person bathing can sit down on the outside of the bathtub, swing their legs over the wall, and then easily slide across the seat while holding onto a hand rail mounted on the opposite side.

Item: G98309G (See pages 54-55 for full line)

Bathroom Grab Bars and Assist Bars

Install grab bars in your bathroom to offer support in areas where falls are most likely to occur. These areas include anywhere that might have a wet surface or anywhere people tend to bend frequently. A grab bar's primary use is to steady the user and may not support the weight of a falling individual.

Bathtub Assist Bar – Clamps directly onto the tub wall. The assist bar makes entry and exit safer. **Item: G98006**

Wall-Mounted Grab Bars (not shown) – Mounts directly to your wall to provide an extra grip when standing or sitting in the tub. (See page 57 for full line)